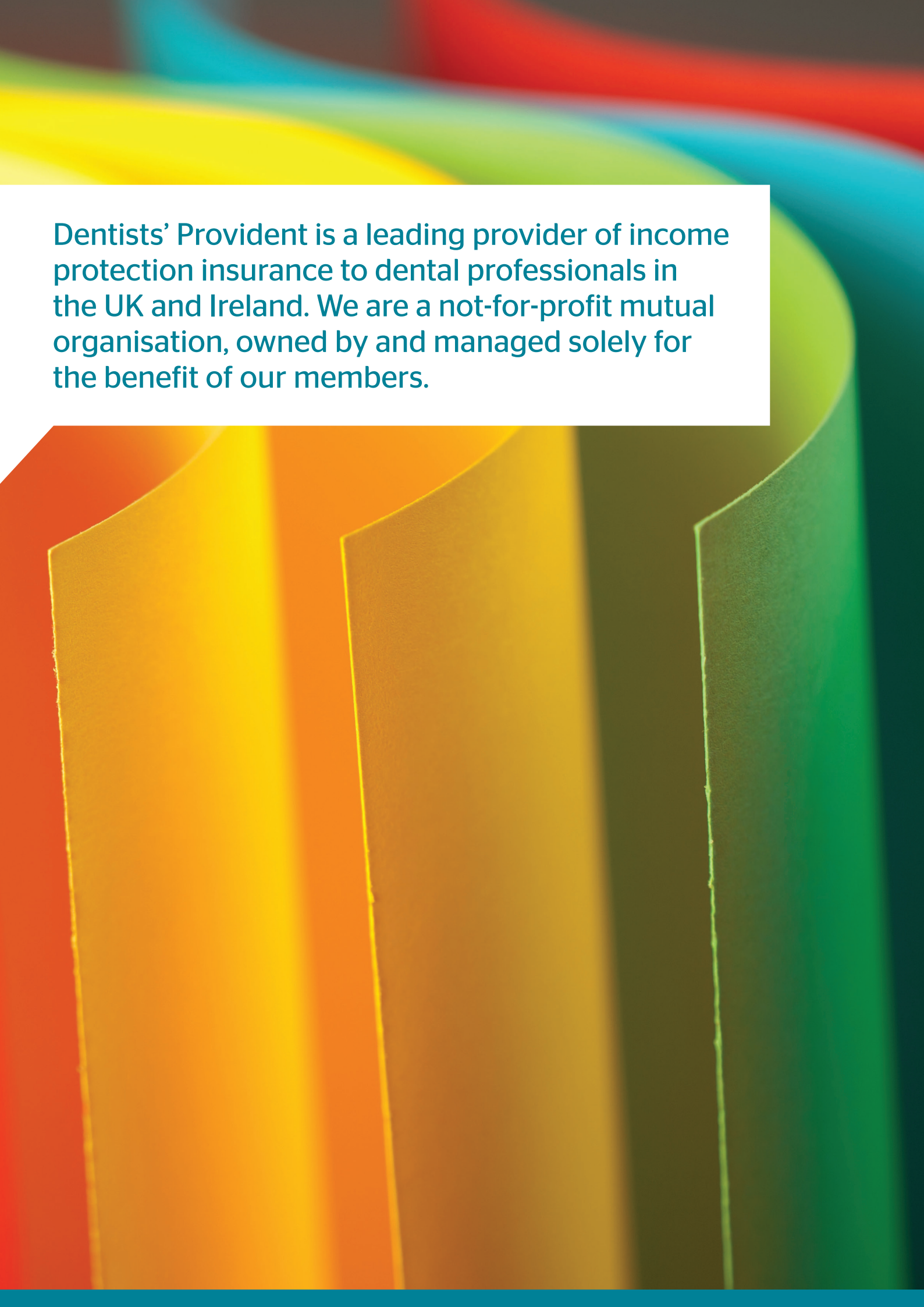


# Annual Report

## 2020





Dentists' Provident is a leading provider of income protection insurance to dental professionals in the UK and Ireland. We are a not-for-profit mutual organisation, owned by and managed solely for the benefit of our members.

# Contents

## **Strategic report**

Performance summary	4
Bonus rates	4
Chairman's statement	5
Risk management	10

## **Governance**

Board of directors and secretary	14
Other key employees	16
Corporate governance	17
The audit committee	21
The investment and capital management committee	23
The governance committee	24
The operational risk and reputation committee	25
The remuneration committee	26
Directors' report	29

## **Financial statements**

Independent auditor's report	32
Income and expenditure account	38
Balance sheet	39
Notes to the financial statements	40

## **Other information**

Notice of annual general meeting	59
Arbitrators	60



# Strategic report

## Performance summary

<b>Group financial summary</b>	<b>2020 £m</b>	<b>2019 £m</b>	<b>2018 £m</b>	<b>2017 £m</b>	<b>2016 £m</b>
Membership premium income	13.6	14.1	14.1	14.2	14.1
Income and gains on investments	6.1	29.4	(1.3)	24.4	26.7
Benefit claims paid	(5.9)	(5.0)	(4.8)	(4.8)	(4.2)
Exceptional item – Coronavirus support payment	(0.9)	–	–	–	–
Net operating expenses before depreciation	(3.5)	(3.8)	(4.2)	(3.8)	(3.5)
Bonuses to members	(7.3)	(7.4)	(7.7)	(7.3)	(7.3)
Total investment assets and cash	315.3	314.2	285.9	289.6	269.0
Members' bonus accounts	89.7	89.5	88.4	87.5	85.6
Operating expenses before depreciation to premium income ratio	25.7%	27.3%	29.8%	26.7%	24.8%
Benefit claims paid to premium income ratio	43.6%	35.5%	34.3%	34.2%	29.8%

## Bonus rates

	<b>Final dividend rate for 2020 per participation unit</b>	<b>Annual interest rate for 2020</b>	<b>Interim dividend rate for 2021* per participation unit</b>	<b>Interim interest rate for 2021*</b>	<b>Loyalty bonus rate*</b>
Lifestyle security plan	£6.00	4%	£5.40	3.5%	15%
Income security plan	£6.00	4%	£5.40	3.5%	15%
Income security plan (Ireland)	€8.00	4%	€7.20	3.5%	15%
Lifetime membership plan	£6.96	5%	£6.26	3.5%	15%
Lifetime membership plan (Ireland)	€9.24	5%	€8.31	3.5%	15%
Paid up membership plan	–	4%	–	3.5%	15%
Paid up membership plan (Ireland)	–	4%	–	3.5%	15%

\* Applicable to the relevant withdrawal of funds in 2021. Loyalty bonus is only payable on certain qualifying withdrawals. The interim and loyalty bonus rates are not guaranteed and subject to change without notice.

## Chairman's statement



2020 was a difficult year for the group. The challenges posed by the pandemic were unexpected, unprecedented but definitely not insurmountable. Thanks to the efforts of our employees and our directors, we have remained open throughout the year, maintained a normal level of service, without compromising our internal controls or governance arrangements and for this, I offer them my deepest personal gratitude.

### Annual review

I am proud of how we have responded to the pandemic. We recognised the need to focus on what we could do to provide immediate and practical support to our members and our swift decision to relax the provisions governing career breaks, was a pointed and important action designed to offer immediate help in alleviating some of the financial pressure many of our members were under. The support was very well received and no doubt prevented many unnecessary cancellations. An overwhelming majority of our members who took advantage of this offer had resumed cover by the end of the year.

Fairly early in the pandemic we also began considering more substantial action to support our membership, especially those members who had maintained their cover during the lockdown and in May, the board approved a one off Coronavirus support payment to our insured members. The payment of nearly one million pounds was authorised and credited directly to members' bank accounts in June.

In my first full year as Chairman, I have witnessed first hand what makes Dentists' Provident so unique. Throughout the year our conversations and decisions have had one consistent theme, what is right for our membership? Based on my own experience, these conversations are truly rare in a world where such words make good slogans, but rarely much more. Perhaps it is because of this, that, despite the exacting financial environment, our income protection plans have continued to attract strong interest both from intermediaries and direct applicants.

In August, Davinderpal Kooner retired from our board. Davinderpal has been a consummate advocate for the society and I will miss his humour, insight and advice. Following Davinderpal's retirement, we welcomed Brian Bourke, who joined us as a non executive director and member of the audit committee. Brian is a thoughtful, experienced professional and we look forward to him helping further our work in the years to come.

In addition, Raj Rattan took over the role of vice chairman and senior independent director from Davinderpal. On behalf of the board, I would like to wish both Brian and Raj every success in their new roles and Davinderpal, a long and happy retirement.

### Claims

Our claims increased from £4,996 million in 2019 to £5,948 million in 2020 with the increase almost entirely being a consequence of the pandemic. Our claims profile has closely followed the progression of the pandemic, but with a range of vaccines coming online, good progress in the vaccination programme, along with improved treatment protocols, we cautiously expect claims to begin reverting to some level of normality in 2021. However, the risks posed by new variants of the virus remain an ever present threat.

It is worth noting that, in 2020, we paid an impressive 96% of all new claims and although some of this was a result of a relaxation of our requirements, it would be remiss of me to not acknowledge the positive impact of our members acting with integrity and using the plans honestly and fairly. It is this spirit of mutuality that gives me great confidence about the society's long term future and prospects.

### Investments

Our investment portfolio mostly behaved as expected and as members have seen in previous years, we once again outperformed our reference portfolio in a down market, as can be seen from the table below. We expected our performance to be even stronger but, our exposures to certain sectors, did not provide the level of protection in a down market that we expected. Further, our underexposure to certain areas such as technology contributed to investment performance which although not bad, could have been better.

On a positive note, we took advantage of the sharp falls in the early part of the year to deploy our cash holdings into equities and made other changes to our investment manager line up to reflect the lessons learnt from the pandemic.

### Brexit

Despite our best efforts, we have been unable to find an economic way of continuing to sell our products and services in the Republic of Ireland after 31 December 2020. At the start of the year, we were close to a potentially workable solution in collaboration with a third party. Unfortunately, the COVID-19 pandemic dealt a fatal blow

to this endeavour and regrettably we have had to stop accepting applications for new plans from residents in the Republic of Ireland from 1 January 2021.

I would like to reiterate our commitment to our Irish members. Although, we are taking advantage of the 15 year run-off regime, as a group, we are committed to looking at ways to return to the Irish market.

## Financial review

### Financial management framework

The objective of our financial management framework is to maximise the value we provide our members, whilst minimising the volatility of returns. We seek to supplement our premium income with high quality diversified streams of other income and manage our expenses effectively, so that the benefits of mutuality are not lost to inefficient business practices.

### Financial performance

Overall, the group produced a deficit of £0.289 million for the year (2019: surplus of £17.483 million) and our total investment income fell from £29.347 million to £6.070 million. Due to a range of technical changes, we charged an additional £1.106 million (2019: £7.779 million) to the technical reserves. For more information, please see note 21.

Our premium income fell slightly to £13.641 million (2019: £14.060 million) due to a number of members suspending their plans for a period in the early part of the year.

Our net operating expenses fell to £4.294 million (2019: £4.750 million) reflecting planned savings and operational changes by the group in response to the pandemic.

### Capital management

We manage our solvency capital to enable us to meet our obligations to the current and future generations of our members, as well as our regulatory requirements. Although we aim to broadly match our assets to our liabilities, we, at times, run a mismatched position to achieve better risk adjusted returns for our members.

Ensuring that we have sufficient capital to be resilient in the face of external shocks, is a key element of our capital management and bonus declaration plans. The periodic bouts of volatility in the financial markets serve as an important reminder of the need to manage capital conservatively. Further, the pace of technological change means that to remain relevant in the market, and to serve our members effectively, we need to continually invest in our systems and processes. Ensuring we have sufficient resources to undertake major projects, when the need arises, is a secondary but another important objective of our capital management strategy.

In determining our available capital resources, we apply conservative and generally recognised accounting policies for internal and statutory purposes. The accounting policies used in the preparation of these financial statements are set out in note 2.

The group's capital position as at 31 December was as follows:

<b>Group excess capital under Solvency II</b>	<b>2020 £000</b>	<b>2019 £000</b>
Fund for future appropriations	206,219	206,508
Revaluation of assets under Solvency II	(5,008)	(5,724)
Solvency capital requirement	(121,910)	(113,099)
Excess capital under Solvency II regulations	79,301	87,685

### Investment management

Our approach to investing is driven by the profile of our liabilities and our investment risk appetite, which in turn is shaped by our views on the future performance of our insurance portfolio and our view of the business and economic outlook.

We do not employ benchmark investment return targets. Instead, we focus on opportunities which not only represent attractive risk adjusted propositions over the long term, but also:

- maintain the overall level of risk, having regard to the currency, nature and duration of the liabilities, within acceptable limits
- maintain a suitable and broad mix of investments
- protect the interests of our members

Our investment strategy permits the use of any investment instrument approved by the board. The investment and capital management committee oversees the investment policy and strategy, which is implemented using investment mandates. The investment mandates include:

- details of the approved investments
- defined performance bases
- asset allocation by asset type and market
- counterparty, credit and other risk limits

A review of our asset allocation and performance against a hypothetical portfolio, is shown in the following tables:

<b>Group liquidity and investment allocation</b>	<b>2020</b>	<b>2019</b>	<b>2018</b>	<b>2017</b>	<b>2016</b>
	<b>%</b>	<b>%</b>	<b>%</b>	<b>%</b>	<b>%</b>
Equities	51	44	43	46	44
Fixed interest securities	11	10	11	13	16
Alternative assets and cash <sup>1</sup>	38	46	46	41	40

<sup>1</sup> Alternative assets include real estate funds, private market funds and hedge funds.

<b>Group investment performance</b>	<b>2020</b>	<b>2019</b>	<b>2018</b>	<b>2017</b>	<b>2016</b>
	<b>%</b>	<b>%</b>	<b>%</b>	<b>%</b>	<b>%</b>
Group	1.9	9.8	(0.5)	8.7	10.4
Reference portfolio <sup>2</sup>	(3.4)	13.6	(5.2)	8.4	13.2

<sup>2</sup> Reference portfolio is based on a hypothetical portfolio comprising 60% UK equities, 30% Gilts and 10% cash. (Source: Dentists' Provident group financial statements, figures based on the group's reporting currency)

### Underwriting and claims review

Our long term success, and the competitiveness of our proposition, are intrinsically linked with how effectively we underwrite risks, and the diligence with which we manage claims.

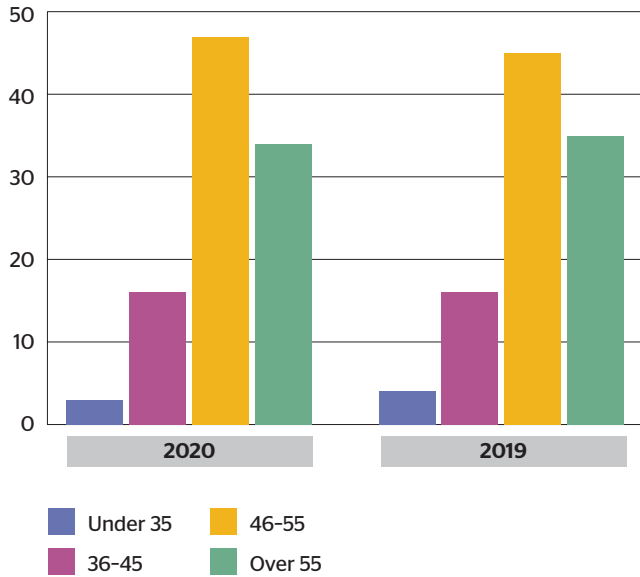
We have put in place a strong system of internal controls, consistent with industry best practice, to price and manage risks effectively. Within this structured framework, underwriters and claims assessors are given significant latitude, to ensure that decisions produce fair outcomes for individuals and our membership as a whole.

Adverse decisions are subject to additional oversight, to ensure that individual member's interests are protected. Our process also allows for detailed engagement, to ensure that all relevant factors are considered, and members have an understanding of the reasons and bases of our decisions. In our opinion, clear communication of the rationale for our decisions, is central in engendering the trust of our members, improving persistency and minimising complaints.

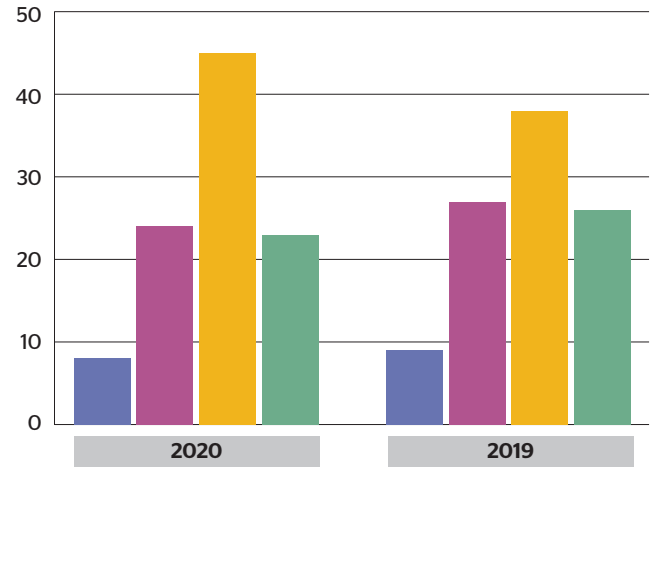
<b>Complaints about our plans and service</b>	<b>2020</b>	<b>2019</b>	<b>2018</b>	<b>2017</b>	<b>2016</b>
Underwriting and administration related complaints received	6	10	4	5	7
Claims related complaints received	8	9	5	8	8
Complaints referred to the Financial Ombudsman Service	2	5	1	0	0
Complaints where the final decision by the ombudsman upheld the member's complaint	0	0	0	0	0

In 2020, we paid £5.948 million (2019: £4.996 million) in sickness benefit claims. A further analysis of claims is set out below:

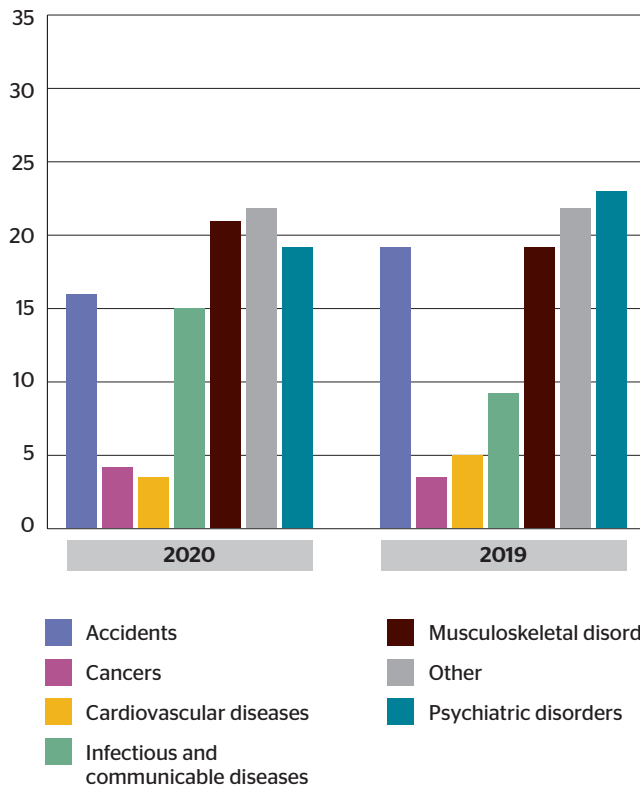
**Claims by age- male (%)**



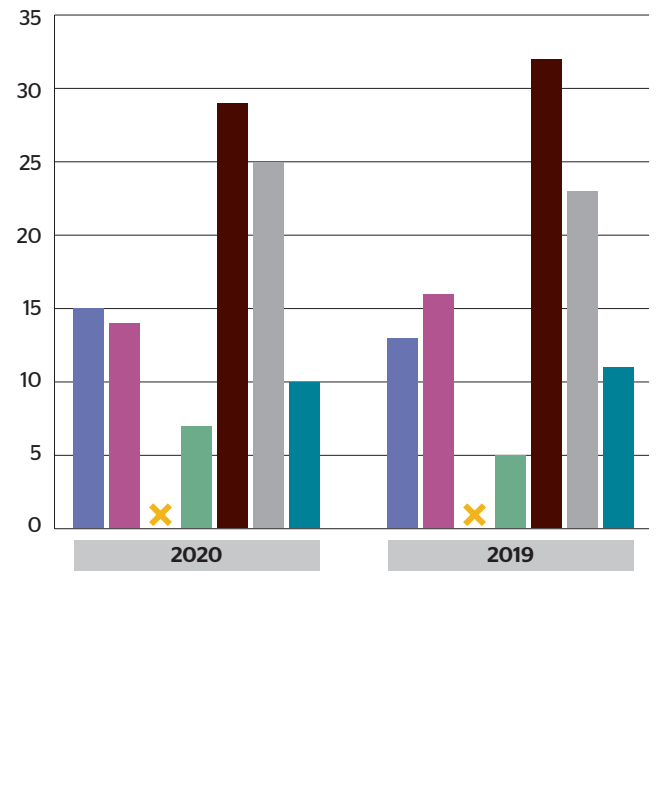
**Claims by age- female (%)**



**Claims by illness/injury - male (%)**

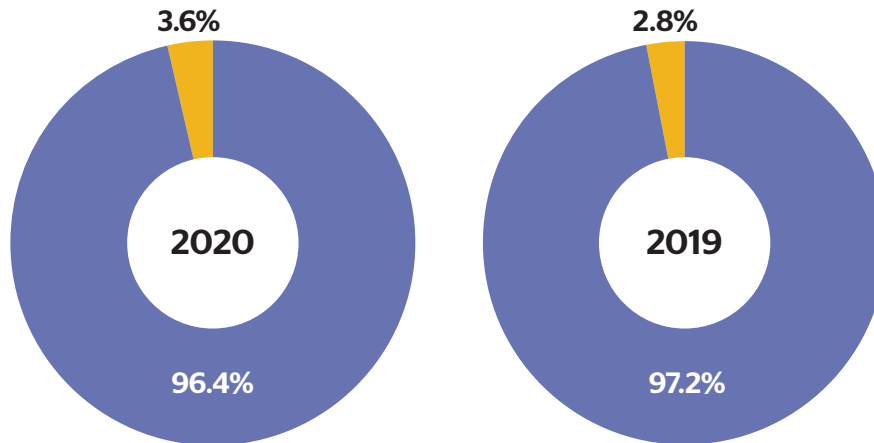


**Claims by illness/injury - female (%)**





**Claims received and paid**



- New claims paid
- New claims declined\*

*\*New claims were declined because the claimant did not meet the definition of incapacity, their condition was not covered by the plan, they did not provide all the information required to assess the claim or the plan conditions were not met.*

**Our people**

Finally, I would like to, once again, express my deepest thanks to our employees for the incredible effort and personal sacrifice they have made to ensure our society was able to continue to support its members during, what was, an incredibly difficult year for everyone.

2021 will no doubt present new obstacles and challenges, however as we enter the new year, I remain positive for the future of both the society and the dental profession at large.

*Giles Kidner*

**Giles Kidner**  
 Chairman  
 25 March 2021

## Principal risks and uncertainties

The risks and uncertainties described below are considered to have the most significant effect on the group's business, financial results and prospects. This list is not intended to be exhaustive.

### Strategic risk

Description of the key risk	How the risk is currently managed
<p>Our success depends on how well we understand our market, our members and other factors which affect our business.</p> <p>We make a number of long term decisions, based on our assumptions about the future environment within which we operate.</p> <p>An inappropriate or ineffective business strategy could have wide ranging implications for our members, market share and reputation.</p>	<p>Our strategic plans are reviewed regularly, to reflect the revised views of our longer term competitive and market position. We monitor the progress of the business against our strategic agenda, at regular group and subsidiary board meetings.</p> <p>We have experienced teams in place, who oversee the delivery of all key projects. Our senior management team provides regular challenge, monitors ongoing progress and ensures that key decisions are being made appropriately.</p>

## Insurance risk

Description of the key risk	How the risk is currently managed
<p>The insurance industry is highly price competitive. Prolonged periods of pricing pressure can have negative effects on financial performance, customer service and reputation of individual insurers and the industry's reputation as a whole.</p> <p>If we do not price our plans appropriately, this could damage our financial performance through declining persistency and/or reduced underwriting surpluses.</p>	<p>Our actuarial models are the primary tool for objectively deriving the pricing of our plans, and the models and underlying assumptions, are subject to regular monitoring and challenge.</p> <p>Senior members of our team work closely with operational staff, to ensure the pricing assumptions are supported by actual events, and to identify early indicators of any divergence.</p> <p>We also benchmark our pricing against our competitors regularly, to identify material inconsistencies.</p>
<p>If our claims experience is materially worse than we have assumed in our pricing assumptions, this could adversely impact our members, through a combination of higher future premiums and reduced future bonuses.</p>	<p>Strong operational controls are the primary mechanism for managing our claims experience. Our finance and actuarial teams also undertake detailed trend analysis, and the results are fed back into the actuarial pricing models and operational decision making processes.</p>
<p>The Coronavirus is a relatively new disease and despite the unprecedented research efforts over the last year, there are still significant gaps in our understanding relating to disease transmission, treatment, patient response and the evolutionary progression of the virus. Further, if the coronavirus mutates into a more virulent disease in terms of duration, severity or long term effects or if the vaccines become less effective, this could adversely affect the members through a combination of higher future premiums and reduced future bonuses.</p>	<p>The changes to the terms and conditions of our plans in early 2020 were designed to help us better manage these and other unpredictable risk events.</p> <p>We continue to monitor external developments and our own experience carefully.</p>
<p>If the persistency of our business is significantly lower than our expectations, this will lead to a fall in the future surpluses on our long term insurance business. In turn, this could feed through into higher capital requirements, higher than expected costs of managing our business and lower long term returns for our members.</p>	<p>We continually invest in our proposition, so that it remains competitive and meets the needs of our key stakeholders.</p> <p>We also engage regularly with intermediaries, members and prospective members, to enable them to gain a deeper insight into our products, market positioning and business philosophy, so that they are able to make more informed decisions.</p>

## Operational risk

Description of the key risk	How the risk is currently managed
<p>We are dependent on a number of key information systems and processes. A loss of systems and access to facilities, including the website, on a regular or prolonged basis could lead to significant disruption and could have an adverse operational, reputational and financial impact.</p> <p>If changes are not managed effectively, the core applications could lose their flexibility to adapt to changes within our business, and develop complications.</p>	<p>We have in place a business continuity programme, which includes our disaster recovery arrangements. This is reviewed regularly, to identify areas for improvement, and to ensure that arrangements are adequate and appropriate.</p> <p>We have an experienced technology team, who can respond to incidents as they arise, and who review the technology platforms continuously, to identify areas of improvements and then make the necessary changes.</p>
<p>A cyberattack on our network, could result in us not being able to deliver our service to our members, or expose their sensitive information to the wider public, via the internet. This could result in serious damage to our reputation, with consequential member and revenue loss, and the risk of financial penalties.</p>	<p>We have multiple layers of assurance in place. Our activities include regular employee training, technical assurance and audit activities, including vulnerability scanning and ethical hacking programmes. We assess our security policies, standards and procedures regularly, and adjust them where necessary, so they are appropriate to the risks we face.</p>
<p>We have entered into agreements with third party service providers, for services covering a number of our operations. A failure to adequately manage third parties' performance could affect our reputation and our operational and financial performance. Loss of these contracts, or inability to renew or negotiate favourable replacement contracts, could have adverse effects on our future operating performance.</p>	<p>We have a number of procedures in place to manage our third party service providers' performance, as well as having a centralised process for negotiating new contracts.</p>
<p>We are subject to various legal and regulatory requirements. Our failure to comply with these requirements could lead to fines, public reprimands, damage to our reputation, increased prudential requirements, enforced suspension of operations or, in extreme circumstances, withdrawal of regulatory authorisation.</p> <p>Non compliance may also lead to costs relating to investigations and compensation of affected members. In addition, reputational damage may adversely affect our long term future.</p> <p>Meeting new or changed requirements may also result in additional complexity to the business, increasing costs or capital requirements.</p>	<p>We have allocated significant internal resources to this area. We have a dedicated compliance function resourced by suitably experienced individuals.</p> <p>The work of the group's compliance function is supplemented by regular internal audit reviews. In addition, the employee rewards scheme, places significant emphasis on legal and regulatory risks being mitigated.</p>
<p>Our success is built on a foundation of fairness and honesty in our dealings with our key stakeholders. A breakdown in our cultural values, could result in failure to conduct our business fairly and ethically. This could expose us to the risk of reputational damage, and contribute to an increase in a range of other business risks.</p>	<p>We have put in place a range of controls and processes to manage this risk. Our culture and remuneration arrangements encourage key decision makers to take a wide ranging view, as opposed to focusing exclusively on narrow, short term commercial factors.</p>
<p>Our long term future is dependent on recruiting and retaining capable people in key roles. If we fail to implement appropriate succession plans and fail to recruit the right people, who share our ethical values, this could adversely affect our ability to deliver on our objectives.</p>	<p>We aim to recruit talented staff and invest in their technical and professional development over many years, so that they have the appropriate experience to take on more senior roles within the group. We also have detailed succession arrangements in place, to account for planned and unplanned departures.</p>

## Counterparty risk

Description of the key risk	How the risk is currently managed
We are exposed to the risk of failure of, or default by, one or more of our counterparties. As part of our business, we invest in debt securities and other assets, to meet our obligations to our members. As a result, exposures can arise to issuers of debt and other financial instruments. Our day to day activities also mean that we are exposed to banking counterparties, as well as third party providers of services.	We manage our significant counterparty exposures by the application and monitoring of counterparty limits. All material contracts with third parties, are governed by service level agreements, which are monitored and discussed regularly.

## Liquidity risk

Description of the key risk	How the risk is currently managed
If we misjudge the level of liquidity required and have insufficient liquid assets to meet our financial obligations, this could result in business disruption, and have an adverse effect on our financial performance.	We maintain a suitable buffer over our expected routine cash requirements. In addition, the majority of our funds are invested in readily realisable assets.  We also undertake regular stress tests, to ensure that we have sufficient liquidity, to meet our needs.

## Market risk

Description of the key risk	How the risk is currently managed
We invest in a range of asset classes where valuations can be affected by non technical factors, such as market sentiment, geopolitical uncertainty or issuer specific issues, which could adversely affect our financial performance.	We manage asset price risk by maintaining a highly diversified portfolio of assets and by setting asset allocation and performance targets, which ensure that we have an appropriate mix of assets and that we are not over or under exposed to a particular category or investment. The investment and capital management committee regularly monitors the actual asset allocation and performance against relevant criteria.
We hold assets and liabilities with different maturities, creating exposure to changes in interest rates, which can affect our financial performance, value of our assets and cashflows. The exposure arises mainly from the group's investments in debt and fixed income securities, and affects the rates used to calculate the technical provisions.	Our exposure to interest rate risk is monitored using stress testing and duration benchmarks. We also use our strategic cash holdings to manage duration, thereby indirectly managing interest rate risk.
We have plans in Ireland, and invest in currencies and in funds, which invest in overseas debt and equity markets, creating exposure to changes in exchange rates, which can affect our financial performance and the value of our assets.	Our exposure to currency risk is managed primarily by authorisation controls. The investment and capital management committee monitors the currency exposures on a regular basis.
We also work with a number of suppliers whose operations are based outside the UK. This exposes part of our expenses to changes in exchange rates.	We also maintain holdings in selected foreign currencies, to mitigate the effects of fluctuations in exchange rates on the group's surpluses.



# Governance

## Board of directors and secretary

### **Giles Kidner (55)**

#### **Chairman and non executive director**

Giles was appointed to the board in 2004, and as chairman, in May 2019. He is also a director of 1908 Property Holdings Limited, and a member of the governance committee, the investment and capital management committee and the remuneration committee. He has previously been the chairman of the audit committee.

He is a consultant orthodontist at Buckinghamshire Healthcare, and Oxford University Hospitals NHS Trusts and also works part time in private practice. He is lead orthodontist for the Spires regional cleft lip and palate service, Caldicott Guardian and an examiner for the Bi-Collegiate Membership examination in Orthodontics.

### **Farrukh Mirza (50)**

#### **Chief executive**

Farrukh joined the society as head of finance in 1999. He was appointed as deputy chief executive in 2003, and to the board and as chief executive in 2008. As the group's chief investment officer, he chairs the investment and capital management committee and is also a director of 1908 Property Holdings Limited. After qualifying as a chartered accountant in 1995, he worked with Baker Tilly, BayernLB and PricewaterhouseCoopers, specialising in banking and insurance.

### **Davinderpal Kooner (66)**

#### **Vice chairman (retired 21 August 2020)**

Davinderpal retired from the board in August 2020. He was appointed as a non executive director in 2004, and as vice chairman in 2011. Until his retirement, he was a member of the governance committee, the audit committee and the remuneration committee. Davinderpal is a fellow of the Pierre Fauchard Academy and chairman and member of the Ealing, Hammersmith and Hounslow Local Dental Committee. He is also a Justice of the Peace, non executive director of Dental Protection Limited and has general practices in West London. He is a Fellow of the International College of Dentists.

He has worked extensively in the training of dentists and complementary professionals and is currently a trainer for DF1 scheme in South West London region. He has examined for the National Examination Board for Dental Nurses and the Royal College of Surgeons of England for the MJDF Diploma of the Faculty of General Dental Practice. From 1997 to 2014, he was Regional Adviser in general dental practice and DF1 Vocational Training Programme Director for the London Deanery. He has also served as a professional member and chair of the Fitness to Practise Panel of the General Dental

Council, a General Commissioner of Income Taxes and as a member of the Health, Education and Social Care Chamber of the First-tier Tribunal.

### **Raj Rattan MBE (63)**

#### **Vice chairman (appointed 21 August 2020) and independent non executive director**

Raj was appointed to the board in May 2019, and as vice chairman in August 2020. He is a member of the governance committee and the operational risk and reputation committee. He combined his career in general dental practice with his role as Associate Dean at the London Deanery. He has been a policy adviser at the Department of Health and provided consultancy services to the NHS and the private and corporate sector. He has worked at Dental Protection for over 20 years where he was first appointed as a dento-legal adviser and is now Dental Director. He has been an examiner for the Faculty of General Dental Practitioners and has lectured extensively throughout the UK and overseas. He has written extensively about practice management, governance and risk management within the dental profession and was appointed MBE for services to dentistry in 2008.

### **Brian Bourke (58)**

#### **Independent non executive director (appointed 24 August 2020)**

Brian was appointed to the board as a non executive director and as a member of the audit committee in August 2020. He is a specialist in orthodontics, based in Cheltenham and has been an examiner for Fellowship of the Faculty of Dentistry of the Royal College of Surgeons in Ireland in orthodontics since 2011. He has previously been a Consultant Orthodontist and Head of Department at St. Columcille's Hospital in Dublin, Chairman of the Orthodontic Advisory Committee of the Royal College of Surgeons in Ireland and Chairman of the Gloucestershire Orthodontic Managed Clinical Network.

### **Simon Elliott (46)**

#### **Chief risk officer**

Simon was appointed to the board as an executive director in 2015 and has operational oversight of the information systems, compliance and marketing teams. He is also a member of the investment and capital management committee and a director of 1908 Property Holdings Limited. Simon joined the society in 2007, after working for 11 years at Deloitte LLP in their actuarial practice, advising and working with friendly societies and insurance companies within the UK and Europe.



Giles Kidner



Farrukh Mirza



Davinderpal Kooner



Raj Rattan MBE



Brian Bourke



Simon Elliott



Martyn Green



Jim Karim



Kirby Mardle



Melanie Stern



Alister Weightman



Huw Winstone

### **Martyn Green (67)**

#### **Independent non executive director**

Martyn was appointed to the board in 2010. He is the chairman of the governance committee and a member of the remuneration committee. He was previously a member of the operational risk and reputation committee. He is also on the Council of Reference for the dental charity Bridge2Aid, a member of the Health, Education and Social Care Chamber of the First-tier Tribunal, a chair of the General Medical Council's Medical Practitioners Tribunal Service and a member of the Probate Committee of the Institute of Chartered Accountants in England and Wales. Martyn is a dental member of the Statutory Panel Assurance Committee of the General Dental Council and is retired from general practice.

He was previously a chair of the General Dental Council's Fitness to Practise Panel. He has worked extensively in the training of newly qualified dentists, having been in various roles, including Regional Adviser in general dental practice and Associate Postgraduate Dental Dean.

### **Jim Karim (55)**

#### **Independent non executive director**

Jim was appointed to the board in 2017 and as chairman of the audit committee in May 2019. Jim is a chartered accountant with over 20 years' experience in the banking industry, working in various senior risk management roles. He is currently a Head of Risk for Liquidity and Banking Market Risk at a major UK bank, with responsibility for risk monitoring and control of the bank's UK liquidity, asset and liability management, ALCO investments and pensions risks.

### **Kirby Mardle (36)**

#### **Chief finance officer and group secretary**

Kirby was appointed to the board in 2019 and has operational oversight of the finance and member services teams. She joined the society in 2006 as a member services consultant. She later moved into the finance team and following her qualification as a Chartered Certified Accountant, was appointed as head of finance in 2012. She is also the head of human resources.

### **Melanie Stern (57)**

#### **Independent non executive director**

Melanie was appointed to the board in 2019. Melanie is a consultant and honorary senior clinical lecturer in orthodontics at the Charles Clifford Dental Hospital and a lead cleft orthodontist for the Trent Regional Cleft Network. She also works part time in private practice.

Melanie teaches undergraduates, postgraduates and speciality trainees and is also an examiner for the University of Sheffield.

### **Alister Weightman (56)**

#### **Independent non executive director**

Alister was appointed to the board in 2011. He is the chairman of the operational risk and reputation committee and a member of the audit committee. He is a dental practice adviser for the Yorkshire and Humber Area Team of NHS England and has worked in general dental practice since 1987. He has been a clinical support manager for IDH Mydentist in the North East region, a past treasurer of the North Lincolnshire Local Dental Committee and dental practice adviser for Doncaster and North Lincolnshire Primary Care Trusts. He has also been a clinical assistant in orthodontics and a vocational trainer.

### **Huw Winstone (62)**

#### **Independent non executive director**

Huw was appointed to the board in 2014. He was appointed to the operational risk and reputation committee and as chairman of the remuneration committee in February 2016. He has been in general dental practice since 1981 in North West Kent. He worked for over twenty five years in Dental Foundation Training, as a Vocational Training Adviser, Training Programme Director and an Associate Dean for Health Education England. Since 1996 he has been a dental adviser for the NHS and is currently Senior Dental Adviser for NHS England South East. He has been a member of the Kent Local Dental Committee since 1988, being treasurer for over twenty years.

## Other key employees



Sarah Bradbury



Paul Dixon



Alexandra Fisk



Bryan Gross



Paul Roberts



Nikos Vlachos

### **Sarah Bradbury**

Sarah joined the society as head of marketing and communications in 2013. She has worked in service marketing and public relations in education, leisure and the dental industry for over 25 years. She has previously worked for the British Dental Association, as the student/young dentist manager, Dental Protection Limited, as marketing operations manager and for Denplan, as strategic partnerships and brand manager.

### **Paul Dixon**

Paul joined the society as joint head of compliance and risk in 2015 and was appointed sole head of compliance and risk in 2019. Having initially trained as a barrister, he worked in practice for ten years before moving into compliance in 2011. Experienced in both insurance and consumer credit, Paul received his postgraduate Diploma in Governance, Risk and Compliance through the International Compliance Association in 2015.

### **Alexandra Fisk**

Alex joined Dentists' Provident in 2013 as part of the marketing team and was appointed as head of member services in 2018. Alex has almost ten years' experience in a variety of commercial businesses in both membership and marketing roles.

### **Bryan Gross**

Bryan joined the society as a senior underwriter in 2008 and was appointed as head of underwriting in 2013. Bryan has a wealth of experience in the insurance industry, covering a variety of roles, having previously worked at The Prudential and Gen Re.

### **Paul Roberts**

Paul joined the society in 2006 as a claims assessor and was appointed head of claims in 2017. Paul has over twenty years' experience working in income protection, previously working for Unum and Legal & General.

### **Nikos Vlachos**

Nikos joined the society in 2016 and was appointed as head of information systems in 2020. After completing his bachelor degree in Mathematics, he obtained post graduate degrees in Applied Mathematics and Information Technology. Before joining the society, Nikos worked in a variety of roles for more than ten years across a range of industries.

## Corporate governance

Dentists' Provident is not a member of a trade body and is free to choose the most appropriate governance reporting framework.

After considering a range of alternatives, in 2019, the board decided to apply the principles of the QCA Corporate Governance Code, interpreted in the context of a mutual company. The board believes that the QCA Corporate Governance Code, best meets the reporting needs of our stakeholders, having regard to the size and complexity of our business.

This section provides an explanation of how Dentists' Provident applies the principles of the QCA Corporate Governance Code.

Further information on the board's corporate governance procedures can be found on our website.

### **Establish a strategy and business model which promote long-term value for the members**

Our strategy and business model is discussed, agreed and reviewed by the board as a regular agenda item.

Since our inception in 1908, we have been fully committed to the not-for-profit mutual business structure. Being owned by our members, with no shareholders, allows us to focus on building a long term sustainable business, that places the interests of our membership ahead of others. Our strategy has always been to be the quality-focused income protection insurance provider of choice for dental professionals in the UK and Ireland. We do this by:

- Providing our members with individualised and comprehensive insurance plans, which are flexible enough to remain fit for purpose throughout a dental professional's career
- Investing prudently and with a long term mindset, to maximise the returns for our members and to improve the resilience of our finances
- Employing a team of experienced and dedicated industry professionals, to manage the day to day operations of the group
- Taking a fair and disciplined approach to underwriting and claims management
- Treating our members ethically, to build mutually beneficial long term relationships, based on respect and trust
- Distributing our proposition directly and through independent financial advisers, using digital and traditional channels
- Pricing our plans in a clear, sustainable and transparent manner
- Effectively managing our cost base and key risks.

This has, and continues to, enable us to maximise the long term value we create for our members, within the context of a mutual business model.

Further information regarding our strategy and business model is set out in the other sections of the strategic report.

### **Seek to understand and meet member needs and expectations**

We regularly attend industry events to meet with members, prospective members, intermediaries and other dental industry participants, to ensure that we have a clear and up to date understanding of the needs of these important stakeholders. Understandably, as a result of the pandemic, our ability to attend any in person events during the year was curtailed. Nonetheless, these events remain the cornerstone of our approach to ensure that we understand the needs and expectations of our members and we look forward to attending once more when it is safe to do so.

Many of our directors have held senior positions within the profession and have been involved in the training and education of dental professionals. This gives our key decision makers a unique opportunity to look at the needs of our core market from the top-down and from the bottom-up.

All directors are members of the society. This also gives our board a direct connection with our plans and services, and deeper insight into the needs and expectations of other members.

Our products, their suitability, and relevance to our target market are also discussed regularly as part of the board's discussions regarding strategy.

### **Take into account wider stakeholder and social responsibilities and their implications for long-term success**

Our strategic focus on the long term means that, in order to succeed, we need to recognise our responsibilities to a wider spectrum of stakeholders, including staff, suppliers, our members and the wider dental profession. We endeavour to treat our employees and conduct business ethically and fairly. We also give proper consideration to environmental, social and governance factors within our investment decision-making process.

We are a respected member of the dental community and we take an active interest in matters affecting the dental profession. We continue to be involved with charitable bodies involved in improving dental health and those involved in supporting members of the dental profession facing financial or health issues.



**Embed effective risk management, considering both opportunities and threats, throughout the organisation**

The principal risks, and plans to manage these, are set out on pages 10 to 13.

Our business is underpinned by a robust risk management framework. An effective risk management system allows us to allocate resources more efficiently. The key objectives of our risk management systems are to:

- support decision making by providing timely and appropriate risk information
- protect our solvency and financial position
- protect and enhance our reputation

The ultimate oversight for risk management remains with the board. However, certain duties have been delegated to board committees, who provide regular updates to the board, on activities that fall within their remit.

There are predefined risk appetites for all key risk areas, and risk management policies and procedures are reviewed and updated regularly, to reflect the environment within which we operate. Our risk identification and management process also ensures that all key risks are collated centrally and risk owners are clearly identified. The status of the risks is reviewed periodically and a structured reporting process is in place to communicate key risks and other relevant information to the board and its committees.

The day to day responsibility for risk management lies with the chief risk officer. The heads of departments are responsible for operational implementation of risk management policies and procedures and for reacting to new and emerging risks.

In addition, regular operational monitoring, augmented by internal audit and compliance reviews provides assurance on the effectiveness of the control environment.

**Maintain the board as a well-functioning, balanced team led by the chair**

The board's primary role is to oversee and direct the affairs of the group, and to further the interests of our members in accordance with relevant law and our memorandum and rules. The board meets at least four times a year and its responsibilities are set out in the board handbook, which also details the matters reserved specifically for it.

The main responsibilities of the board include:

- approval and oversight of the group's objectives and strategy
- responsibility for the group's overall structure and capital requirements
- oversight of the group's operations, including approval of annual budgets and plans
- oversight of financial reporting, internal controls and risk and capital management
- approval of any material transactions that affect the group
- dialogue with key stakeholders
- oversight of the corporate governance framework

The board comprises a non executive chairman, chief executive, two executive directors and seven independent non executive directors.

The executive directors all work full time for the group. The non executive directors work part time, alongside other commitments outside of the group. A summary of these commitments appears in their biographies on pages 14 to 15. In the Chairman's opinion, having consulted with the other directors, each member of the board gives the right amount of time to fulfil their responsibilities.

In assessing the independence of directors, we take an objective view of a director's tenure and we do not consider that after nine years non executive directors automatically cease to be independent. The main threat to independence arises from conflicts of interest, financial dependence and over familiarity, and the most effective way of ensuring independence of thought and action is by focusing on these risks. Each year, we assess the independence of each non executive director, against highly conservative benchmarks, covering conflicts of interest, personal and professional connections and financial integrity.

The governance committee has considered the declarations by the non executive directors and has concluded that all non executive directors, with the exception of the chairman, remain independent. Giles Kidner was deemed to be independent until his appointment as chairman. However, in line with common practice, he is no longer classified as an independent non executive director.

The governance committee oversees the process of continued appointments. All directors are reappointed annually by our members, subject to the board being satisfied with their performance and commitment to the role. Over the years, the group has steadily reduced the maximum tenure of non executive directors and depending on the date of appointment, non executive directors must retire from the board at the age of 65 or after 15 or 9 years of service.

**Ensure that between them the directors have the necessary up-to-date experience, skills and capabilities**

We are committed to ensuring that we appoint and retain non executive directors who bring relevant experience and expertise, strategic and operational skills and insights required to drive the group forward.

We are scrupulous in ensuring that all our appointments are on merit. The governance committee ensures that new directors are selected through a robust recruitment process, targeted at complementing the strengths of the board as a whole. We strive to ensure that our board represents the views and opinions of the different strands of the dental profession, and that our discussions cover the widest range of thoughts, ideas and opinions. As a result, we do not consider that targets based on gender or ethnicity fit with our meritocratic principles, nor would such targets improve our governance framework.

We believe that keeping up to date with key business issues is vital for each director to improve and maintain their knowledge and skills, so they are able to continue



discharging their duties effectively. Therefore, we ensure that our non executive directors:

- receive regular training in areas of significance
- attend training courses covering their duties as directors
- receive formal briefings by external experts during board meetings

In addition, as part of each director's performance appraisal, they are given the opportunity to discuss any individual training and development needs. Each director is responsible for organising their individual training, and for ensuring they remain up to date with the issues affecting the group, and their responsibilities as a director.

The group also has procedures in place for directors to obtain additional independent expert professional advice at the group's expense. No such advice was sought by any director in 2020.

The directors' biographies and skill sets are detailed on pages 14 to 15 of the annual report and on the "About us" section of our website.

### **Evaluate board performance based on clear and relevant objectives, seeking continuous improvement**

Every year, all directors undergo a formal appraisal, covering their work on the board and any relevant committees. In addition, led by the chairmen, the various committees evaluate their own performance as a whole. The evaluation of executive directors is led by the chief executive and the vice chairman leads the evaluation of the chairman. The evaluation of all other directors, including the chief executive, is led by the chairman.

An externally facilitated review is also carried out by an independent expert every four years, and the last such review was carried out in 2017. The reviews comprise each director completing a review form in respect of their roles on our board and committees. These forms are the basis of a confidential one to one meeting between the appraiser and the director. The form covers personal, committee and board performance and includes key areas such as strategy and planning, duties and responsibilities, board structure, performance monitoring and board culture.

The governance committee reviews the results of the annual and externally facilitated evaluation as a whole and these form the basis of the discussions by the board of its own performance. The committee chairmen are responsible for presenting a summary of committee related themes to other members of the committees and to the board.

The governance committee regularly discusses succession planning for all key individuals, and these discussions take into account the skills and experience required, now and in the future. Within this context, the periodic refreshment of the board is essential, to avoid the risks of complacency, groupthink and perhaps most importantly losing touch with segments of our core market, and over the years we have gradually reduced the maximum length of tenure to manage these risks.

### **Promote a corporate culture that is based on ethical values and behaviours**

A strong product suite is only part of a successful strategy. We believe that treating our members, employees and other stakeholders with the same ethics, honesty and respect that we ourselves, as people would expect, is a simple yet powerful differentiator of our business and one that has been, and continues to be, a key source of our long term competitive advantage. From the moment individuals engage with us, we treat each step as an opportunity to offer extraordinary service and ethical, honest and fair outcomes.

Conduct and corporate citizenship form key elements of the benchmark used to determine the discretionary bonus allocation for employees. We recognise that conflicts of interests can be a risk to ethical behaviour and mainly for this reason, the society eschews bonuses for executive directors. In addition, we have put the following processes in place to manage the risk of conflicts:

- restrictions on bonus account transactions at certain times of the year
- annual declarations by staff covering actual and potential conflicts
- ongoing responsibility for staff to disclose, immediately, any changes in their circumstances, which may give rise to a conflict of interest
- restrictions on participating in any discussions or decisions in which an individual has a material personal interest

The group's performance against its ethical values and cultural norms is monitored by the board's committees. The committee chairmen report on the work of the committees to the board as a whole on a quarterly basis.

### **Maintain governance structures and processes that are fit for purpose and support good decision-making by the board**

We have a robust system for corporate governance throughout the group, with a clear division of responsibilities for those involved.

The chairman is responsible for ensuring we meet our overall governance standards, the leadership and management of the board, overseeing the induction, evaluation and ongoing development of directors and for maintaining an open and cooperative relationship with our members and other key stakeholders.

The vice chairman deputises for the chairman and supports him in the effective management of the board. The vice chairman also fulfils the role of the senior non executive director, serving as an important intermediary between the chairman, the rest of the board, and our members.

The chief executive is responsible for developing the overall strategy, leadership of the management team and oversight of the day to day operations of the group.

The secretary is responsible for supporting the chairman in the effective operation of the board, and the individual directors in discharging their duties effectively.

The board has established various committees, to assist it in effectively fulfilling its governance responsibilities. Information on the role and work of these committees is detailed on pages 21 to 28 of the annual report and the "About us" section of our website.

**Communicate how the company is governed and is performing by maintaining a dialogue with members and other relevant stakeholders**

We report on our financial performance annually.

We are committed to maintaining an open dialogue with our members to raise understanding and awareness of our products, strategy and performance. We use the annual general meeting and industry events as the primary mechanism for doing this.

Whilst we were unable to attend any industry events in the year due to the pandemic, they remain a key part of our communication strategy and we look forward to resuming attendance as soon as it is safe to do so.

We encourage members to participate in the annual general meeting and notice is sent at least 30 days in

advance of the meeting. At the annual general meeting, separate resolutions are proposed on each substantive issue. When an issue has been determined at the meeting by a show of hands, the chairman confirms the number of proxy votes for and against the resolution. The chairmen of the board's committees are also available to answer relevant questions at the annual general meeting.

Our website provides information about the group, including its current and past results, vote counts and press releases.



**Giles Kidner**

Chairman  
25 March 2021

## The audit committee



*Jim Karim*



*Davinderpal Kooner*



*Alister Weightman*



*Brian Bourke*

### Role of the audit committee

The role of the audit committee is to assist the board on matters of financial reporting, risk management and internal control.

The main responsibilities of the audit committee include:

- oversight of regulatory reporting
- monitoring the integrity of the financial statements and any related announcements
- monitoring the effectiveness of the group's internal controls and financial risk management systems
- monitoring and reviewing the effectiveness, independence and objectivity of the internal audit function
- oversight of the relationship with the group's external auditor
- considering and making recommendations to the board for the appointment, reappointment and removal of the external auditor
- monitoring and reviewing the group's compliance with any tax obligations

The committee is scheduled to meet four times a year. Only members of the committee are entitled to attend the meetings. However, Farrukh Mirza, Simon Elliott and Kirby Mardle attended all four meetings during the year by invitation from the chairman. The committee also meets with the external and internal auditors without management present, at least once a year.

Full details of the committee's terms of reference can be found on our website [www.dentistsprovident.co.uk](http://www.dentistsprovident.co.uk).

### Committee composition

The committee comprises at least three members, who are appointed by the board on the recommendation of the governance committee. All members of the committee must be independent non executive directors, at least one of whom shall have recent and relevant financial experience. The chairman of the board cannot be a member of the committee.

### Committee membership and attendance at scheduled meetings

<b>Jim Karim</b> (chairman)	4/4
<b>Davinderpal Kooner</b> (retired 21 August 2020)	3/3
<b>Alister Weightman</b>	4/4
<b>Brian Bourke</b> (appointed 24 August 2020)	1/1

### Internal and external auditors' access to the committee

Throughout the year, both the internal and external auditors had unrestricted access to the audit committee.

### Policy on non audit services and auditor rotation

It is our policy not to use our statutory auditor in the provision of non audit services and, in line with UK requirements, to seek mandatory tendering of our statutory auditor every ten years, with the audit engagement partner being rotated every five. The group's current auditors were appointed in 2016.

### Key items considered during 2020

During the year, the audit committee received regular updates on the group's financial performance, reviewed and approved regulatory and statutory reports, including the 2019 annual report and the solvency and financial condition report. The committee also considered the report of the chief actuary on the year end valuation methodology and assumptions and reviewed reports submitted by the internal auditors.

Following a review of the effectiveness of the external auditor and their remuneration, the committee approved the proposal for their reappointment at the 2020 annual general meeting. Later in the year, a similar review was also undertaken in respect of the internal auditors, whose services were retained for another year.

Over the summer, the committee completed a self assessment of its own performance, reviewed the adequacy of its terms of reference and met without the chairman present.

In addition to the above items the committee also:

- Reviewed the adequacy of the group's whistleblowing procedure, and
- Met with both the internal and external auditors without the executive team present

### 2020 annual report

The committee has considered the 2020 annual report and recommended it for approval by the board. The committee has paid attention to matters materially affecting the view given by the financial statements. In particular:

- the methodology for calculating the fair value of property and non publicly traded investments
- the criteria used for the recognition of income in the financial statements
- the valuation assumptions used in the calculation of the technical provisions
- the adequacy and clarity of disclosures and compliance with generally accepted accounting principles

*Jim Karim*

**Jim Karim**

Audit committee chairman  
25 March 2021

## The investment and capital management committee



Farrukh Mirza



Simon Elliott



Giles Kidner

### Role of the investment and capital management committee

The role of the investment and capital management committee is to assist the board in discharging its duty to effectively identify, assess and manage investment and capital management related risks.

The main responsibilities of the investment and capital management committee include:

- oversight of the group's investment strategy
- reviewing and approving the asset and liability management strategy
- oversight, appointment and removal of investment consultants and managers
- reviewing and monitoring the group's capital adequacy and capital management plans
- reviewing and monitoring liquidity, market and credit risk management strategies and policies
- agreeing the bonus recommendations with the chief actuary and making recommendations to the board

The committee is scheduled to meet four times a year. Only members of the committee are entitled to attend the meetings. However, the chief actuary attended two meetings by invitation from the chairman.

Full details of the committee's terms of reference can be found on our website [www.dentistsprovident.co.uk](http://www.dentistsprovident.co.uk).

### Committee composition

The committee comprises the chief executive, another executive director and a non executive director appointed by the board.

### Committee membership and attendance at scheduled meetings

<b>Farrukh Mirza</b> (chairman)	4/4
<b>Simon Elliott</b>	4/4
<b>Giles Kidner</b>	4/4

### Access to investment consultants and chief actuary/with profits actuary

Throughout the year, the committee had unrestricted access to the group's investment consultants and chief actuary/with profits actuary.

### Key items considered during 2020

During the year, the committee reviewed reports from the chief actuary, including the recommendations on the proposed changes to the premium rates for 2021 and received reports from the internal auditors on the claims and underwriting functions.

Over the summer, the committee completed a self assessment of its own performance, reviewed the adequacy of its terms of reference and met without the chairman present.

In addition, the committee also reviewed the regular reports from the group's investment consultants on performance and risk metrics for the group's investment portfolio, approved tactical asset allocation decisions and changes to the investment managers engaged by the group.

*Farrukh Mirza*

#### Farrukh Mirza

Investment and capital management committee chairman  
25 March 2021



# The governance committee



Martyn Green



Davinderpal Kooner



Giles Kidner



Raj Rattan MBE

## Role of the governance committee

The role of the governance committee is to assist the board in discharging its duty in the area of corporate governance, nominations and enterprise risk management.

The main responsibilities of the governance committee include:

- oversight of governance arrangements
- oversight of succession arrangements for executive and non executive directors
- authorisation of senior appointments
- monitoring progress against the group's strategy
- oversight of major infrastructure projects
- oversight of enterprise risk management

The nomination duties focus on ensuring the board has the appropriate mix of skills and knowledge to fulfil its responsibilities and that appropriate arrangements are in place for the succession of key personnel.

The committee acts as the first line of challenge to the detailed strategy initiatives produced by the executive directors. The committee is also responsible for supporting the work of other committees in identifying, assessing and monitoring the new and emerging risks facing the group, making recommendations regarding risk appetite to the board and evaluating the effectiveness of the group's governance and risk management framework.

The committee is scheduled to meet at least four times a year and the chief executive is required to attend all of the committee meetings.

Full details of the committee's terms of reference can be found on our website [www.dentistsprovident.co.uk](http://www.dentistsprovident.co.uk).

## Committee composition

The committee comprises the group's chairman and two independent non executive directors appointed by the board. The chairman of the board cannot be the chairman of the committee.

## Committee membership and attendance at scheduled meetings

<b>Martyn Green</b> (chairman)	4/4
<b>Davinderpal Kooner</b> (retired 21 August 2020)	3/3
<b>Giles Kidner</b>	4/4
<b>Raj Rattan</b> (appointed 24 August 2020)	1/1

## Key items considered during 2020

During the year, the committee received regular updates from the executives on the progress of the group's Brexit strategy, and response to the Covid-19 pandemic, including a review of the results of the ad-hoc own risk and solvency assessment.

The committee also reviewed the proposed changes to the plan tables, which came into effect May 2020, oversaw the co option of Brian Bourke as a new non executive director and agreed the details of the externally facilitated board review due to take place in 2021.

Over the summer, the committee completed a self assessment of its own performance, reviewed the adequacy of its terms of reference and met without the chairman present.

In addition, the committee also reviewed:

- the performance of the committees and board overall
- the group's performance against the agreed business strategy
- the groups budgeted expenditure for the next year

*Martyn Green*

**Martyn Green**

Governance committee chairman  
25 March 2021

## The operational risk and reputation committee



Alister Weightman



Martyn Green



Huw Winstone



Raj Rattan MBE

### Role of the operational risk and reputation committee

The role of the operational risk and reputation committee is to assist the board in discharging its duties in the area of operational, conduct and reputational risk management.

The main responsibilities of the operational risk and reputation committee include:

- monitoring the adequacy of the conduct, reputational, regulatory compliance and business continuity risk management systems and making appropriate recommendations to the board
- reviewing and reporting to the board on the systems governing the identification and management of conduct, reputational, regulatory compliance, and business continuity risks
- receiving and reviewing regular reports from the executive and making appropriate recommendations to the board

The committee is scheduled to meet four times a year. Only members of the committee are entitled to attend the meetings. However, Farrukh Mirza and Simon Elliott attended all four meetings during the year by invitation from the chairman.

Full details of the committee's terms of reference can be found on our website [www.dentistsprovident.co.uk](http://www.dentistsprovident.co.uk).

### Committee Composition

The operational risk and reputation committee comprises at least three members, who are appointed by the board on the recommendation of the governance committee. All members of the committee must be independent non executive directors. The chairman of the board cannot be a member of the committee.

### Committee membership and attendance at scheduled meetings

<b>Alister Weightman</b> (chairman)	4/4
<b>Martyn Green</b> (stepped down 24 August 2020)	3/3
<b>Huw Winstone</b>	4/4
<b>Raj Rattan</b> (appointed 24 August 2020)	1/1

### Key items considered during 2020

During the year, the committee focused on the group's business continuity arrangements in response to the pandemic, oversaw the introduction of the new compliance monitoring plan, and reviewed the results of the annual report from the money laundering reporting officer.

Over the summer, the committee completed a self assessment of its own performance, reviewed the adequacy of its terms of reference and met without the chairman present.

In addition, the committee received regular updates from the executives and external expert on conduct, reputation and regulatory risks.

*Alister Weightman*

#### Alister Weightman

Operational risk and reputation committee chairman  
25 March 2021

## The remuneration committee



Huw Winstone



Davinderpal Kooner



Giles Kidner



Martyn Green

### Role of the remuneration committee

The role of the remuneration committee is to assist the board in discharging its duties in relation to the group's remuneration related matters.

The main responsibilities of the remuneration committee include:

- oversight of remuneration arrangements for directors
- monitoring the level and structure of remuneration for the management team
- determining the targets for any performance related pay plans for the group
- oversight of any changes in employee benefit structures for the group

The committee is also responsible for ensuring that contractual terms regarding termination and any termination payments are fair to the individual and the group, that failure is not rewarded and that the duty to mitigate loss is fully recognised.

The committee is scheduled to meet at least once a year to review and set the remuneration policy for the directors, as well as determining the total individual remuneration package for each executive director. As a rule, no director participates in any part of the meeting covering their own remuneration. Any executive director and the head of human resources may also attend the meetings at the invitation of the chairman.

Full details of the committee's terms of reference can be found on our website [www.dentistsprovident.co.uk](http://www.dentistsprovident.co.uk).

### Committee composition

The committee comprises the chairman, and two independent non executive directors appointed by the board on the recommendation of the governance committee.

### Committee membership and attendance at scheduled meetings

<b>Huw Winstone</b> (chairman)	4/4
<b>Davinderpal Kooner</b> (retired 21 August 2020)	3/3
<b>Giles Kidner</b>	4/4
<b>Martyn Green</b> (appointed 24 August 2020)	1/1

### Remuneration report

#### The remuneration policy

The objectives of any good remuneration policy are to attract, motivate and retain effective people. The key features of our remuneration policy in relation to our executive directors are as follows:

- to reward genuine contribution to the long term success of the society with packages aligned to the interests of our members
- to give due consideration to the market environment, but be largely driven by the individual's level of responsibility, competence and contribution to our success
- to make the Lifetime membership plan mandatory for executive directors, to align their long term financial interests with those of our members
- to ensure that notice periods are in accordance with general market practice

The policy on each element of operation and how it operates is set out below.

#### **Executive directors' base salary**

An executive director's base salary provides the core reward for the role, and is set at a level designed to recruit, retain and motivate the skilled individuals required to deliver our strategy. Our remuneration committee reviews base salaries independently, annually. When doing so, it takes into account factors such as:

- inflation data
- the individual's responsibilities, skills and experience
- the competitiveness of the salary, by reference to other organisations of similar size and industry and, most importantly, the results of the annual performance reviews
- feedback from independent remuneration consultants

The committee considered the performance of the individual executive directors, their skills and experience and the responsibilities of their roles. The committee noted that the duties performed by the executive directors were wider than those typical for their standard roles. The comparison with the executive directors' peers was a secondary, but nonetheless important consideration.

Based on the above, the committee proposed a 4% increase in the remuneration for the chief executive, a 7% increase for the chief risk officer and a 5% increase for the chief finance officer effective from 1 January 2020.

#### **Executive directors' bonuses**

Our board has recognised for many years the asymmetric nature of the risk/reward relationship, especially in relation to bonuses, and the logistical difficulties of implementing a plan that fits appropriately with the group's not for profit objectives.

For this reason, we continue to shun bonuses for executive directors. The primary component of executive directors' reward is therefore the base salary.

#### **Fees for the chairman and non executive directors**

The executive directors are responsible for setting and reviewing the fees of the non executive directors each year.

The chairman is consulted on the fee arrangements generally and the vice chairman on the fees for the chairman. Changes to the fees normally take effect from 1 January each year.

Non executive directors receive a basic fee and additional fees are payable for membership and chairmanship of the various committees. They may also claim session charges, based on the British Dental Guild rate, but only for duties which do not form part of their normal duties and responsibilities.

There was no proposed increase for the fees associated with board and committee roles.

#### **Benefits**

The executive directors do not receive any benefits other than life insurance and a fixed benefits allowance. Non executive directors are not entitled to any contractual benefits.

#### **Retirement benefits**

The chief executive was a member of the group's targeted final salary, defined contribution pension scheme. The chief executive stopped accruing further benefits under the scheme from 1 January 2017 and the scheme was wound up in 2018. Instead, since 1 January 2017, he is entitled to a cash allowance in lieu of pension. The cash allowance is set as a percentage of base salary in accordance with pre existing terms of employment. The maximum pension allowance payable is 30% of base salary.

Simon Elliott and Kirby Mardle are members of the group's defined contribution arrangement, which is open to all employees. The committee also reviewed their retirement benefit arrangements as part of their overall review of executive remuneration and recommended no change to the executive pension benefits of 15% of salary.

No pension benefits are available to non executive directors, including the chairman.

#### **Directors' remuneration**

Details of directors' remuneration are set out in note 12 to the financial statements.

#### **Service contracts**

Subject to the requirements of the law and best practice, the directors' service contracts and terms and conditions of employment aim to strike the appropriate balance between the interests of the group and those of the individual. Copies of the directors' service contracts and letters of appointment are available for inspection at the registered office of the society.

The current notice period for non executive directors is six months and nine months for executive directors, which can be given by either party.

Non executive directors are not entitled to any compensation for loss of office and executive directors' compensation is limited to contractual notice pay entitlement.

#### **External directorships**

The executive directors are permitted to hold appropriate external non executive director appointments, provided they do not conflict with their commitments to the group. The executive directors may retain the fees paid for these services, subject to prior approval by the chairman.

No non executive directorships were held by the executive directors during the year.

#### **Member engagement**

The society welcomes feedback from our members over all matters, including remuneration. We use the annual general meeting and industry events as the primary mechanisms for doing this and, whilst we were unable to attend any industry events in the year due to the pandemic, we strongly encourage our members to participate in the annual general meeting.

During our next annual general meeting, a resolution will be put forward, asking them to consider and approve the remuneration policy for the group. A similar resolution was put forward last year which was supported by 97.56% of the votes cast.

#### **Key items considered during 2020**

During the year, the committee completed a review of the appropriateness of the executive directors' contracts and group's overall remuneration policy, approved the overall remuneration budget for the group, as well as the bonus pool for operational employees.

Over the summer, the committee also completed a self assessment of its own performance, reviewed the adequacy of its terms of reference and met without the chairman present.

In addition, the committee reviewed the remuneration of the directors, to ensure the level and structure continued to serve the best interests of the society and its members. In doing so, the committee considered the performance of each of the directors and the remuneration benchmarks when proposing the changes effective from 1 January 2021.

#### **Impact of Covid 19 on remuneration**

In response to the pandemic, Giles Kidner, Farrukh Mirza, Melanie Stern and Kirby Mardle agreed to a voluntary temporary reduction in remuneration. In addition, it was agreed that all discretionary pay items, including bonuses to operational employees usually paid in April, would be suspended for the year.

An advisory resolution will be put to our members at the next annual general meeting, asking them to consider and approve this report. A similar resolution was put forward at our last annual general meeting which was supported by 97.35% of the votes cast.



#### **Huw Winstone**

Remuneration committee chairman  
25 March 2021

# Directors' report

This report should be read in conjunction with the strategic report on pages 4 to 13.

## Principal activity and objectives

Dentists' Provident is a not for profit mutual organisation, incorporated under the Friendly Societies Act 1992. The group's principal business activity is the provision of income protection insurance to dental professionals in the UK and Ireland.

Further discussion of the group's strategy is contained in the chairman's statement.

The group did not undertake any activities during the year that were outside its powers.

## Business review and future developments

An analysis of the future developments and performance of the business can be found within the chairman's report.

A description of the material risks facing the group are set out in the principal risks and uncertainties section of the annual report.

## Bonuses to members

The recommended final bonuses applicable to the various plans are set out on page 1. Total bonuses allocated to members in 2020 amounted to £7.266 million (2019: £7.413 million).

## Directors

### Board membership and attendance at scheduled meetings

<b>Giles Kidner</b> (chairman)	4/4
<b>Farrukh Mirza</b> (chief executive)	4/4
<b>Davinderpal Kooner</b> (vice chairman) (retired 21 August 2020)	2/2
<b>Raj Rattan MBE</b> (vice chairman)	4/4
<b>Brian Bourke</b> (co opted 24 August 2020)	2/2
<b>Simon Elliott</b>	4/4
<b>Martyn Green</b>	4/4
<b>Jim Karim</b>	4/4
<b>Kirby Mardle</b>	4/4
<b>Melanie Stern</b>	4/4
<b>Alistair Weightman</b>	4/4
<b>Huw Winstone</b>	4/4

The biographies of the directors are set out on pages 14 to 15.

At the forthcoming annual general meeting, all of the directors will be offering themselves for re election, with the exception of Brian Bourke, who will be standing for election to the board.

The terms and conditions of appointment of directors are available for inspection at our registered office during normal business hours and at the annual general meeting.

## Indemnification of directors

In accordance with the society's memorandum and rules and applicable laws in England and Wales, the group provided an indemnity to the directors of the society and its subsidiary.

## Donations

Charitable donations totalled £30,159 (2019: £20,730). The group's policy on donations is to provide assistance to small local charities, bodies involved in improving dental health and those providing services to members of the dental profession facing financial and health issues.

## Changes in fixed assets

Details of significant changes in the fixed assets of the group are shown in note 18 to the financial statements.

## Action on climate change

We are aware of our responsibilities to the environment and our duty to minimise our impact by acting responsibly.

Having a relatively small headcount, occupying modest space, our environmental impact is relatively low. We comply with all relevant environmental legislation and take active steps to reduce our energy consumption and waste.

Wherever possible, we ensure our energy is provided from renewable sources and our office waste recycled. To help conserve energy, we have installed light sensors as well as air conditioning and heating timers in our offices. We also have centralised printing in the office and encourage minimal printing with a move to paperless wherever possible.

As with any business, travel is required for certain team members. We encourage our staff to use public transport whenever possible and actively promote video conferencing as an alternative to reduce unnecessary travel wherever possible.

Our investment strategy is based on taking a long term and responsible view. Failure to manage environmental, social and governance (ESG) risks inevitably translate into financial risks, and we see ESG risks as part of a wider pool of risks. This means that our manager evaluation



and monitoring processes tend not to focus on arbitrary ratings. Instead, we look to ensure that our managers seek to incorporate long term sustainability in its widest context within the risk management and stock selection process.

Our insurance business portfolio is exposed to climate related risks directly from the risk of illness or injury from environmental events and indirectly from the exposure of our investee companies to climate related risk. As discussed above, climate related risks within investments are managed as part of a wider process.

Having regard to the nature of our plans and their terms and conditions, the board does not consider climate change to be a significant insurance risk in the medium term. The group, however, keeps a watchful eye on scientific developments to ensure that improvements in understanding of the effects of climate change are appropriately reflected in our strategic plans and risk assessments.

### Going concern

The group's business activities, together with the factors likely to affect its future development, performance and position, are set out in the strategic report.

The board has assessed the viability of the group over a five year period based on the group's strategic plan. The plan was approved by the board in September 2018, covering the period 2019-2023 and was reviewed in September 2020.

As detailed in this annual report, the group has a robust process for managing its operations and for the approval of the risk appetite, risk monitoring and reporting. The board believes that the group is well placed to manage its business effectively, having regard to its nature, scale and complexity. The board does not have any reason to believe the group will not continue to be in operation over the foreseeable future.

The board also believes the group has adequate resources and recurring income to continue in operation for the foreseeable future. Accordingly, the going concern basis has been used in the preparation of the financial statements.

### Solvency

Throughout the financial year, the society maintained its solvency in excess of the required margin for its relevant class of business.

### Accountability and internal controls

The board acknowledges its overall responsibility for the group's system of internal controls and for reviewing its effectiveness. On a day to day basis, the group's senior management is responsible for the operation, management and effectiveness of the system of internal controls. No material changes have been made to the internal controls system in the year.

The board has reviewed the effectiveness of the system of internal controls during the year, including financial and operational controls. The board confirms that there is a continuous process for the identification, evaluation and management of the key risks facing the group, which was

in place throughout the year and up to the date of the approval of the annual report and financial statements.

The board acknowledges that it is neither possible nor operationally efficient to eliminate risks completely. The group's system of internal controls is designed to manage, as opposed to eliminate, control risks and can only provide reasonable assurance against material misstatement, loss or error. Significant effort is dedicated to being fully aware of the risks to the group and managing these to an acceptable level.

### Cautionary statement regarding forward looking information

This annual report contains forward looking statements. These are made by the directors in good faith, based on the information available at the time of the approval of the annual report. The statements should be treated with caution due to the inherent risks and uncertainties underlying such forward looking information. A number of factors, including those in this document, could cause actual results to differ materially from those contained in any forward looking statement.

The society does not intend to update any of these statements.

### Statement of directors' responsibilities

#### Directors' responsibilities for preparing the financial statements

The following statements should be read with the statement of auditor's responsibilities included in the independent auditor's report. They are made to help members distinguish between the responsibilities of the directors and those of the auditor in relation to this year's financial statements.

The directors are responsible for preparing the financial statements. It is also their responsibility to state that they consider that the annual report, when taken as a whole, is fair, balanced and understandable and provides the information necessary for members to assess the group's performance, business model and strategy.

Under the Friendly Societies Act 1992, the directors are required to prepare and approve financial statements for each financial year. The directors must only approve the financial statements when they are satisfied that they give a true and fair view of the state of affairs and of the surplus or deficit of the group and the society for that year. The financial statements of the group and, where relevant, the society, have been prepared in accordance with:

- United Kingdom generally accepted accounting principles (UK GAAP)
- The Friendly Societies Act 1992

In preparing these financial statements, the directors are required to:

- select suitable accounting policies and then apply them consistently
- make judgements and accounting estimates that are reasonable and prudent

- state whether applicable accounting standards have been followed, subject to any material departures disclosed and explained in the financial statements
- prepare the financial statements on the basis that the group is a going concern, unless it is inappropriate to presume that the group will continue in business

The directors are responsible for ensuring that proper accounting records are maintained. These must disclose, with reasonable accuracy at any time, the financial position of the group and the society and enable the directors to ensure that the financial statements comply with the Friendly Societies Act 1992.

The directors are also responsible for:

- safeguarding the assets of the group and the society
- taking reasonable steps to prevent and detect fraud and other irregularities
- ensuring the maintenance and integrity of the corporate and financial information included on the society's website

UK legislation governing the preparation and dissemination of financial statements may differ from legislation in other jurisdictions.

#### **Directors' responsibility statement**

Each of the current directors, whose names and functions are listed in the governance section on pages 14 to 15, confirms that, to the best of their knowledge and belief, the group and the society's financial statements, which have been prepared in accordance with UK GAAP, give a true and fair view of the assets, liabilities, financial position and surplus or deficit of the group and of the society and, taken as a whole, are fair, balanced and understandable.

#### **Statement of disclosure to auditor**

The directors of the society, at the date of approval of the annual report and financial statements, confirm that in so far as they are aware:

- there is no relevant audit information of which the society's auditor is unaware; and
- the directors individually have taken all necessary steps that they ought to have taken to make themselves aware of all relevant audit information and to establish that the auditor is aware of that information.

On behalf of the board

*Kirby Mardle*

#### **Kirby Mardle**

Director and group secretary  
25 March 2021

# Financial statements

## Independent auditor's report

To the members of Dentists' Provident Society Limited

### Opinion on the financial statements

In our opinion, the group's and society's financial statements:

- give a true and fair view of the state of the group's and of the society's affairs as at 31 December 2020 and of the group's and society's deficit for the year then ended;
- have been properly prepared in accordance with United Kingdom Generally Accepted Accounting Practice; and
- have been prepared in accordance with the Friendly Societies Act 1992.

We have audited the financial statements of Dentists' Provident Friendly Society Limited (the "society") and its subsidiary (together the "group") for the year ended 31 December 2020 which comprise the income and expenditure account, the balance sheet, and notes to the financial statements, including a summary of significant accounting policies. The financial reporting framework that has been applied in their preparation is applicable law and United Kingdom Accounting Standards, including FRS 102 The Financial Reporting Standard applicable in the UK and Republic of Ireland and FRS 103 Insurance Contracts (United Kingdom Generally Accepted Accounting Practice).

### Basis for opinion

We conducted our audit in accordance with International Standards on Auditing (UK) (ISAs (UK)) and applicable law. Our responsibilities under those standards are further described in the Auditor's responsibilities for the audit of the financial statements section of our report. We believe that the audit evidence we have obtained is sufficient and appropriate to provide a basis for our opinion.

### Independence

Following the recommendation of the audit committee and the board, we were appointed by the society on 9 September 2016 to audit the financial statements for the year ending 31 December 2016 and subsequent periods. The period of total uninterrupted engagement including tenders and reappointments is 5 years, covering the years ending 2016 to 2020.

We remain independent of the group and the society in accordance with the ethical requirements that are

relevant to our audit of the financial statements in the UK, including the FRC's Ethical Standard as applied to public interest entities, and we have fulfilled our other ethical responsibilities in accordance with these requirements. The non-audit services prohibited by that standard were not provided to the Group or Society.

### Conclusions relating to going concern

In auditing the financial statements, we have concluded that the Directors' use of the going concern basis of accounting in the preparation of the financial statements is appropriate. Our evaluation of the Directors' assessment of the group and society's ability to continue to adopt the going concern basis of accounting included:

- Review and challenge of the group's current plans and budgets, challenging growth assertions and ensuring that movements were in line with justifiable assumptions and movements;
- Reviewing the basis of solvency projections for the next 12 months and ensuring that an appropriate mechanism for calculating solvency had been applied; and
- Challenge and discussion around the latest Own risk and Solvency Assessment provided by the group and society. In addition we have reviewed the Solvency projections, reconciling current positions to the financial statements and challenged management as to the future assumptions embedded within the model. We have also ensured that the modelling used for Solvency is in line with industry standards.

Based on the work we have performed, we have not identified any material uncertainties relating to events or conditions that, individually or collectively, may cast significant doubt on the Group and Society's ability to continue as a going concern for a period of at least twelve months from when the financial statements are authorised for issue.

Our responsibilities and the responsibilities of the Directors with respect to going concern are described in the relevant sections of this report.

## Overview

<b>Coverage</b> <sup>1</sup>	100% (2019 - 100%) of group technical provisions 100% (2019 - 100%) of group fund for future appropriations 100% (2019 - 100%) of group total assets
<b>Key audit matters</b>	
<b>KAM 1</b>	<b>2020 - Valuation of technical provisions</b> 2019 - Valuation of technical provisions
<b>KAM 2</b>	<b>2020 - None</b> 2019 - COVID 19 Going Concern  KAM 2 is no longer considered a KAM as the Society is highly solvent and has proven to be resilient to the challenges presented by the Coronavirus pandemic.
<b>Materiality</b>	Group financial statements as a whole £960,000 (2019: £1,000,000) based on 0.5% (2019: 0.5%) of the fund for future appropriations.

<sup>1</sup> These are areas which have been subject to a full scope audit by the group engagement team

### An overview of the scope of our audit

Our group audit was scoped by obtaining an understanding of the group and its environment, including the group's system of internal control, and assessing the risks of material misstatement in the financial statements. We also addressed the risk of management override of internal controls, including assessing whether there was evidence of bias by the Directors that may have represented a risk of material misstatement.

All audit work was performed directly by the audit engagement team with the assistance of appointed experts.

The group consisted of the society and one subsidiary each of which was considered significant component and subject to a full scope audit

### Key audit matters

Key audit matters are those matters that, in our professional judgement, were of most significance in our audit of the financial statements of the current period and include the most significant assessed risks of material misstatement (whether or not due to fraud) that we identified, including those which had the greatest effect on: the overall audit strategy, the allocation of resources in the audit; and directing the efforts of the engagement team. This matter was addressed in the context of our audit of the financial statements as a whole, and in forming our opinion thereon, and we do not provide a separate opinion on this matter.

## Description of Key Audit Matter

### Valuation of long term business provisions

The group financial statements include a net technical provision of £108.74 million (2019: £107.46 million), which represents the estimated costs of settling benefits and claims associated with income protection products. This is set out in further detail in note 21.

We have assessed this area as being of significant risk to the audit due to the significance of these amounts in deriving the group's results and because of the degree of assumptions and estimation underpinning the calculation, which can be highly subjective.

## Procedures performed to address this risk

In assessing the valuation of the long term business provisions, we performed the following procedures:

- We have utilised an independent external actuary to report to us on the methodology and assumptions that underpin the calculation of the provision and the accuracy of the calculation itself.
- We have obtained and reviewed the actuarial reports prepared by the society's actuary and our reviewing actuary and ensured that all relevant judgements and estimates have been considered in forming our opinion.
- We have reviewed and assessed changes to the assumptions used in the technical provisions to ensure these are reasonable and in line with acceptable parameters.
- We have reviewed and reconciled the data used by the actuary in their projections to that used by the audit team and extracted from the underlying member systems, to ensure completeness and accuracy.
- We have challenged the conclusions arrived at by our independent actuary and ensured that processes are in accordance with both Technical Actuarial Standards (TAS) and industry practices. More information around Technical Actuarial Standards can be found on the FRC website.

### Key observations

- As a result of the procedures performed, we did not identify any matters to suggest that the technical provisions are materially misstated.

### Our application of materiality

We apply the concept of materiality both in planning and performing our audit, and in evaluating the effect of misstatements. We consider materiality to be the magnitude by which misstatements, including omissions, could influence the economic decisions of reasonable users that are taken on the basis of the financial statements. In order to reduce to an appropriately low level the probability

that any misstatements exceed materiality, we use a lower materiality level, performance materiality, to determine the extent of testing needed. Importantly, misstatements below these levels will not necessarily be evaluated as immaterial as we also take account of the nature of identified misstatements, and the particular circumstances of their occurrence, when evaluating their effect on the financial statements as a whole.

Based on our professional judgement, we determined materiality for the financial statements as a whole and performance materiality as follows:

	Group financial statements		Society financial statements	
	2020 £000s	2019 £000s	2020 £000s	2019 £000s
<b>Materiality</b>	960	1,000	930	1,000
<b>Basis for determining materiality</b>	0.5% of fund for future appropriations	0.5% of fund for future appropriations	0.5% of fund for future appropriations	0.5% of fund for future appropriations
<b>Performance materiality</b>	720	750	697.5	750
<b>Basis for determining performance materiality</b>	75% of materiality	75% of materiality	75% of materiality	75% of materiality

The principal determinant in this assessment was the society's fund for future appropriations, which we consider to be the most relevant benchmark, as it reflects a key measure of the performance of a mutual friendly society and is used to assess the level of free reserves and in determining solvency.

#### Performance materiality

Performance materiality is the application of materiality at the individual account or balance level set at an amount to reduce to an appropriately low level the probability that the aggregate of uncorrected and undetected misstatements exceeds materiality for the financial statements as a whole. Basic performance materiality was set at £697,500 (2019: £750,000) which represents 75% (2019: 75%) of the above materiality levels. We selected 75% as this was reflective of our perceived risk of the financial statements containing misstatements, after considering previous experience of this audit engagement we consider this level appropriate.

#### Specific materiality

We also determined that for items in the Income Statement, a misstatement of less than materiality for the financial statements as a whole, could influence the economic decisions of users. As a result a lower level of materiality has been determined and applied to these items being £270,000 (2019: £280,000 which represents approximately 2% of premiums (2019: 2%)). We further applied a performance materiality of 75% of specific materiality to ensure that the risk of errors exceeding specific materiality was appropriately mitigated.

#### Component materiality

We set materiality for the subsidiary within the group at 0.5% of total assets which reflects the size and our assessment of the risk of material misstatement of that component. Component materiality for the subsidiary

was £130,000. In the audit of each component, we further applied performance materiality levels of 75% of the component materiality to our testing to ensure that the risk of errors exceeding component materiality was appropriately mitigated.

#### Reporting threshold

We agreed with the Audit Committee that we would report to them any misstatements in excess of £18,600 (2019: £20,000) that we identified through the course of our audit, together with any qualitative matters that warrant reporting.

#### Other information

The directors are responsible for the other information. The other information comprises the information included in the annual report and accounts, other than the financial statements and our auditor's report thereon. Our opinion on the financial statements does not cover the other information and, except to the extent otherwise explicitly stated in our report, we do not express any form of assurance conclusion thereon.

Our responsibility is to read the other information and, in doing so, consider whether the other information is materially inconsistent with the financial statements or our knowledge obtained in the course of the audit, or otherwise appears to be materially misstated. If we identify such material inconsistencies or apparent material misstatements, we are required to determine whether this gives rise to a material misstatement in the financial statements themselves. If, based on the work we have performed, we conclude that there is a material misstatement of this other information, we are required to report that fact.

We have nothing to report in this regard.



### Other Friendly Societies Act 1992 reporting

Based on the responsibilities described below and our work performed during the course of the audit, we are required by the Friendly Societies Act 1992 and ISAs (UK) to report on certain opinions and matters as described below.

---

#### Strategic report and Directors' report

In our opinion, based on the work undertaken in the course of the audit:

- the information given in the Strategic report and the Directors' report for the financial year for which the financial statements are prepared is consistent with the financial statements; and
- the Strategic report and the Directors' report have been prepared in accordance with applicable legal requirements.

In the light of the knowledge and understanding of the group and society and its environment obtained in the course of the audit, we have not identified material misstatements in the strategic report or the Directors' report.

---

#### Matters on which we are required to report by exception

We have nothing to report in respect of the following matters in relation to which the Friendly Societies Act 1992 requires us to report to you if, in our opinion:

- adequate accounting records have not been kept by the group and society, or returns adequate for our audit have not been received from branches not visited by us; or
  - the financial statements are not in agreement with the accounting records and returns; or
  - certain disclosures of Directors' remuneration specified by law are not made; or
  - we have not received all the information and explanations we require for our audit.
- 

#### Responsibilities of directors

As explained more fully in the directors' responsibilities statement set out on pages 30 to 31, the directors are responsible for the preparation of the financial statements and for being satisfied that they give a true and fair view, and for such internal control as the directors determine is necessary to enable the preparation of financial statements that are free from material misstatement, whether due to fraud or error.

In preparing the financial statements, the directors are responsible for assessing the group's and the society's ability to continue as a going concern, disclosing, as applicable, matters related to going concern and using the going concern basis of accounting unless the directors either intend to liquidate the group or the society or to cease operations, or have no realistic alternative but to do so.

#### Auditor's responsibilities for the audit of the financial statements

Our objectives are to obtain reasonable assurance about whether the financial statements as a whole are free from material misstatement, whether due to fraud or error, and to issue an auditor's report that includes our opinion. Reasonable assurance is a high level of assurance, but is not a guarantee that an audit conducted in accordance with ISAs (UK) will always detect a material misstatement when it exists. Misstatements can arise from fraud or error and are considered material if, individually or in the aggregate, they could reasonably be expected to influence the economic decisions of users taken on the basis of these financial statements.

### **Extent to which the audit was capable of detecting irregularities, including fraud**

Irregularities, including fraud, are instances of non-compliance with laws and regulations. We design procedures in line with our responsibilities, outlined above, to detect material misstatements in respect of irregularities, including fraud. The extent to which our procedures are capable of detecting irregularities, including fraud is detailed below:

- agreement of the financial statement disclosures to underlying supporting documentation;
- our responses to significant audit risks (technical provisions and management override of controls) are intended to sufficiently address the risk of fraudulent manipulation. In particular we engaged an independent external actuary as auditor's expert to review the assumptions and methodology applied by the Society in the valuation of long term business provisions to check the methods utilised are appropriate.
- enquiries of management;
- review of minutes of board meetings throughout the period;
- obtaining an understanding of the legal and regulatory framework applicable to the society's operations;
- obtaining an understanding of the control environment in monitoring compliance with laws and regulations;
- review of correspondence with the Prudential Regulation Authority (PRA) and Financial Conduct Authority (FCA); and
- review of the society's Own Risk and Solvency Assessment (ORSA).

Our audit procedures were designed to respond to risks of material misstatement in the financial statements, recognising that the risk of not detecting a material misstatement due to fraud is higher than the risk of not detecting one resulting from error, as fraud may

involve deliberate concealment by, for example, forgery, misrepresentations or through collusion. There are inherent limitations in the audit procedures performed and the further removed non-compliance with laws and regulations is from the events and transactions reflected in the financial statements, the less likely we are to become aware of it.

A further description of our responsibilities is available on the Financial Reporting Council's website at: [www.frc.org.uk/auditorsresponsibilities](http://www.frc.org.uk/auditorsresponsibilities). This description forms part of our auditor's report.

### **Use of our report**

This report is made solely to the society's members, as a body, in accordance with the Friendly Societies Act 1992. Our audit work has been undertaken so that we might state to the Society's members those matters we are required to state to them in an auditor's report and for no other purpose. To the fullest extent permitted by law, we do not accept or assume responsibility to anyone other than the society and the society's members as a body, for our audit work, for this report, or for the opinions we have formed.

*Thomas Reed*

#### **Thomas Reed**

Senior Statutory Auditor

For and on behalf of

#### **BDO LLP**

Statutory Auditor

London, UK

25 March 2021

BDO LLP is a limited liability partnership registered in England and Wales (with the registered number OC305127)

## Income and expenditure account

For the year ended 31 December 2020

### Technical account - long term business

	Note	2020 £000 Group	2019 £000 Group	2020 £000 Society	2019 £000 Society
Earned premiums	5	13,641	14,060	13,641	14,060
Investment income	6	(8,073)	1,353	(8,207)	661
Unrealised gains/(losses) on investments	7	14,143	27,994	14,143	26,394
<b>Total income</b>		<b>19,711</b>	<b>43,407</b>	<b>19,577</b>	<b>41,115</b>
Claims incurred	8	(13,019)	(10,577)	(13,019)	(10,577)
Withdrawals from bonus accounts by members		6,142	5,581	6,142	5,581
Technical provisions	21	(1,106)	(7,779)	(1,106)	(7,779)
Other provisions	22	(116)	(460)	(116)	(460)
<b>Changes in long term business provisions</b>		<b>4,920</b>	<b>(2,658)</b>	<b>4,920</b>	<b>(2,658)</b>
Bonuses to members	9	(7,266)	(7,413)	(7,266)	(7,413)
Net operating expenses	10	(4,294)	(4,750)	(4,407)	(4,710)
Investment management expenses		(156)	(73)	(156)	(73)
<b>Total expenses</b>		<b>(4,450)</b>	<b>(4,823)</b>	<b>(4,563)</b>	<b>(4,783)</b>
Taxation	13	(185)	(453)	—	—
<b>Transfer to fund for future appropriations</b>	20	<b>(289)</b>	<b>17,483</b>	<b>(351)</b>	<b>15,684</b>

# Balance sheet

31 December 2020

	Note	2020 £000 Group	2019 £000 Group	2020 £000 Society	2019 £000 Society
<b>Assets</b>					
Land and buildings	14	15,500	24,600	–	–
Investment in subsidiaries	15	–	–	4,600	4,600
Other financial investments	16	276,210	282,508	275,681	281,980
<b>Total investments</b>		<b>291,710</b>	<b>307,108</b>	<b>280,281</b>	<b>286,580</b>
Negative technical provisions	21	25,734	26,356	25,734	26,356
Debtors	17	716	83	7,678	6,943
Tangible fixed assets	18	5,140	5,912	5,140	5,912
Cash at bank		23,612	7,067	12,291	5,044
<b>Total other assets</b>		<b>28,752</b>	<b>12,979</b>	<b>17,431</b>	<b>10,956</b>
Prepayments and accrued income		411	264	276	135
<b>Total assets</b>		<b>347,323</b>	<b>346,790</b>	<b>331,400</b>	<b>330,970</b>
<b>Liabilities</b>					
Fund for future appropriations	20	206,219	206,508	192,851	193,202
Technical provisions	21	134,477	133,792	134,477	133,792
Provision for liabilities	22	2,075	1,959	2,075	1,959
Provision for deferred taxation	23	1,464	2,118	–	–
Creditors	24	3,088	2,413	1,997	2,017
<b>Total liabilities</b>		<b>347,323</b>	<b>346,790</b>	<b>331,400</b>	<b>330,970</b>

The attached notes 1 to 28 form an integral part of these financial statements.

The financial statements were approved by the board of directors and authorised for issue on 25 March 2021

*Giles Kidner*

**Giles Kidner**  
Group chairman

*Farrukh Mirza*

**Farrukh Mirza**  
Group chief executive

*Jim Karim*

**Jim Karim**  
Chairman of the audit committee

# Notes to the financial statements

For the year ended 31 December 2020

## 1. General information

Dentists' Provident is a not for profit mutual organisation, incorporated under the Friendly Societies Act 1992. The group's principal business activity is the provision of income protection insurance to dental professionals in the UK and Ireland.

The Dentists' Provident group, resident in the United Kingdom, comprises the Dentists' Provident Society Limited (the parent undertaking) and its wholly owned subsidiary, 1908 Property Holdings Limited.

The registered office is 91-94 Saffron Hill, London, EC1N 8QP. The nature of the group's operations and its principal activities are set out in the strategic report section of the annual report.

## 2. Significant accounting policies

The principal accounting policies applied in the preparation of these financial statements are set out below.

### 2.1 Basis of accounting

The financial statements have been prepared under the historical cost convention, modified to include certain items at fair value, and in accordance with Financial Reporting Standards 102 and 103 (FRS 102 and 103) issued by the Financial Reporting Council. These financial statements are presented in accordance with the Friendly Societies (Accounts and Related Provisions) Regulations 1994.

#### 2.1.1 Going concern

The group's business activities, together with the factors likely to affect its future development, performance and position are set out in the strategic report section of the annual report. This section further describes the financial position of the group, liquidity position, the group's objectives, policies and processes for managing capital, its financial objectives, details of its financial instruments and its exposure to key risks.

The group meets its operational capital requirements through maintaining part of its assets in suitably liquid assets such as cash and cash equivalents. The board believes the group has adequate resources to manage its business risks and the society and the group have sufficient resources to continue in operation for the foreseeable future. Accordingly, the going concern basis has been used in the preparation of the financial statements.

#### 2.1.2 Statement of cash flows

No statement of cash flows has been presented as Dentists' Provident meets the definition of a mutual life assurance company.

### 2.2 Basis of consolidation

The group financial statements consolidate the financial statements of the parent and its subsidiary drawn up to 31 December. The subsidiary has been consolidated from the date it commenced trading and all intercompany balances, surplus and transactions are eliminated.

### 2.3 Foreign currencies

The functional currency of the society and its subsidiary is pounds sterling as it is the currency of the primary economic environment in which the group operates.

Foreign currency transactions are recorded at the rate of exchange prevailing at the date of the transaction. At each balance sheet date, monetary assets and liabilities denominated in foreign currencies are retranslated into sterling at the rate of exchange prevailing at the balance sheet date. All exchange gains and losses are included in the income and expenditure account.

### 2.4 Insurance classification

Insurance contracts are defined as those contracts under which the society accepts significant insurance risk from the member, by agreeing to compensate them if a specified uncertain future event adversely affects them. Such contracts remain insurance contracts until all rights and obligations are extinguished or expire.

### 2.5 Revenue recognition

#### 2.5.1 Premium income

The society's contracts are long term insurance contracts and premium income is recognised in the income and expenditure account when due from the members of the society. Where a contract lapses due to non receipt of premiums, then any premium income accrued but not received relating to the period after the date of lapse, is offset against premiums.

#### 2.5.2 Investment income

Investment income includes dividends, interest, rent, realised gains and losses on the sale of investments and related expenses. Dividends, interest and rent are recorded on an accruals basis. Realised gains and losses on investments are calculated as either, the difference between the net sales proceeds and original cost in the case of investments purchased in the year, or as the difference between the net sales proceeds and prior year's valuation.

#### 2.5.3 Unrealised gains and losses

Unrealised gains and losses on investments are calculated as the difference between the current and prior year end valuations, or purchase price, if acquired in the year.

## 2.6 Taxation

The existing activities of the society are not chargeable to income or corporation tax in the UK.

The corporation tax currently payable is based on the subsidiary's taxable surplus in the financial year. Taxable surplus differs from net surplus as reported in the income and expenditure account, because it excludes items of income or expense that are taxable or deductible in other financial years and it further excludes items that are never taxable or deductible.

The group's liability for current tax is calculated using applicable tax rates that have been enacted at the balance sheet date.

Deferred tax is recognised in respect of all timing differences that have originated but not reversed at the balance sheet date. It arises where transactions or events have occurred as at the balance sheet date, that result in an obligation to pay more, or a right to pay less, tax in the future. Timing differences are differences between the group's taxable surplus and its results as stated in the financial statements. These differences arise from the inclusion of gains and losses in tax assessments in periods different from those in which they are recognised in the financial statements.

Unrelieved tax losses and other deferred tax assets are recognised only to the extent that, on the basis of all available evidence, it can be regarded as more likely than not that there will be suitable taxable surplus from which the future reversal of the underlying timing differences can be deducted.

Deferred tax is measured using the tax rates and laws that have been enacted or substantively enacted at the balance sheet date and are expected to apply to the reversal of the timing difference. Deferred tax relating to the sale of an investment property of the subsidiary is measured using the tax rates and allowances that will, or are reasonably expected to apply to the sale of the asset.

Where items are chargeable or deductible for tax purposes, the resulting current or deferred tax expense or income is presented in the same component of the financial statements as the transaction or event which resulted in the tax expense or income.

Current tax assets and liabilities are offset only when there is a legally enforceable right to set off the amounts and the group intends either to settle on a net basis or to realise the asset and settle the liability simultaneously.

Deferred tax assets and liabilities are offset only if:

- the group has a legally enforceable right to set off the tax assets and liabilities; and
- the tax assets and liabilities relate to taxes levied by the same taxation authority on the same taxable entity.

## 2.7 Tangible fixed assets

Tangible fixed assets, comprising fixtures, fittings, plant and equipment and computer software and equipment, are stated at cost net of depreciation and any provision for impairment. Cost includes any associated expenditure directly attributable to the acquisition of the asset. Depreciation is provided on all tangible fixed assets at

rates calculated to write off the cost or valuation, less estimated residual value, of each asset on a straight line basis over its expected useful life. The group uses the following rates:

- Fixtures, fittings, plant and equipment at 10% and 12.5% per annum on a straight line basis
- Computer equipment and software at 10%, 20% and 25% per annum on a straight line basis

No depreciation is provided on assets in the course of construction.

## 2.8 Retirement benefit costs

Payments to the defined contribution retirement benefit scheme are charged as an employee benefit expense as they fall due. The scheme is independently administered by a third party and contributions are made on a contractual basis.

## 2.9 Impairment of assets

Assets, other than those measured at fair value, are assessed for indicators of impairment at each balance sheet date. If there is objective evidence of impairment, an impairment loss is immediately recognised in the income and expenditure account.

An asset is impaired where there is objective evidence that, as a result of one or more events after initial recognition, the estimated recoverable value of an asset has been reduced. The recoverable amount of an asset is the higher of its fair value less costs of disposal and its value in use.

Where indicators exist for a decrease in impairment loss, the prior impairment loss is tested to determine reversal. The impairment loss is reversed only to the extent that the revised carrying amount is no higher than the carrying value had no impairment been recognised.

## 2.10 Land and buildings

Land and buildings are held by the group to earn rental income and/or provide potential for future capital growth.

Land and buildings are initially recognised at cost, being the fair value of the consideration given, including the directly attributable transaction costs associated with the acquisition. Subsequent capital expenditure is then capitalised and included within the cost of the property.

In the year of acquisition, the cost of the land and buildings is deemed reflective of its fair value in the open market. In subsequent years, land and buildings are measured at fair value annually, with any change in fair value being recognised in the group's income and expenditure account.

## 2.11 Other financial investments

### 2.11.1 Recognition

Financial assets and liabilities are recognised when a member of the group becomes party to the contractual provisions of the instrument. Financial liabilities and equity instruments are classified according to the substance of the contractual arrangements entered into, rather than the instrument's legal form. An equity instrument is any instrument or contract that evidences a residual interest in the assets of the company after deducting all of its liabilities.



### 2.11.2 Initial measurement

All financial assets and liabilities are initially measured at transaction price including transaction costs.

### 2.11.3 Subsequent measurement

Debt instruments that are classified as payable or receivable within one financial year, are measured at the undiscounted amount of the cash or other consideration expected to be paid or received.

- a. Returns to the holder are (i) a fixed amount; or (ii) a fixed rate of return over the life of the instrument; or (iii) a variable return that, throughout the life of the instrument, is equal to a single referenced quoted or observable interest rate; or (iv) some combination of such fixed rate and variable rates, providing that both rates are positive.
- b. There is no contractual provision that could, by its terms, result in the holder losing the principal amount or any interest attributable to the current period or prior periods.
- c. Contractual provisions that permit the issuer to prepay a debt instrument or permit the holder to put it back to the issuer before maturity are not contingent on future events, other than to protect the holder against the credit deterioration of the issuer or a change in control of the issuer, or to protect the holder or issuer against changes in relevant taxation or law.
- d. There are no conditional returns or repayment provisions except for the variable rate return described in (a) and prepayment provisions described in (c).

Investments in collective investment schemes are measured at fair value with changes in fair value recognised in the income and expenditure account.

Realised and unrealised gains and losses arising from changes in fair value of investments are presented in the income and expenditure account in the period in which they arise. Dividends and interest income are recognised when earned. Investment management and other related expenses are recognised when incurred.

### 2.11.4 Derecognition of financial assets and liabilities

Financial assets are derecognised when:

- the contractual rights to the cash flows from the financial assets expire or are settled;
- substantially all of the risks and rewards of ownership of the financial assets are transferred to another party; or
- suitable levels of control of the assets have been transferred to another party so they have the practicable ability to sell the assets in their entirety to an unrelated third party and are able to exercise that ability unilaterally without needing to impose additional restrictions on the transfer.

Financial liabilities are derecognised only when the obligation specified in the contract is discharged, cancelled or expired.

### 2.11.5 Fair value measurement

Where possible, the group will use the price quoted in an active market for an identical asset as at the measurement date as a measurement of fair value. If this information is not available, the board will follow the fair value hierarchy, as set out by FRS 102 and outlined below, to estimate the fair value.

**Level 1:** The unadjusted quoted price in an active market for identical assets or liabilities that the entity can access at the measurement date.

**Level 2:** Inputs other than quoted prices included within Level 1 that are observable (i.e. developed using market data) for the asset or liability, either directly or indirectly.

**Level 3:** Inputs are unobservable (i.e. for which market data is unavailable) for the asset or liability.

Loans and other receivables are carried at cost less any provision for impairment in value.

### 2.11.6 Cash and cash equivalents

Cash and cash equivalents comprise cash in hand and demand deposits and other short term, highly liquid investments that are readily convertible to a known amount of cash and are subject to an insignificant risk of changes in value.

### 2.11.7 Deposits held with credit institutions

Deposits held with credit institutions comprise monetary items, the withdrawal of which is subject to a fixed time constraint, and are measured at fair value.

### 2.11.8 Investments in subsidiaries

Investments in subsidiaries are measured at cost less impairment.

### 2.12 Leasing

Leases are classified as finance leases whenever the terms of the lease transfers substantially all the risks and rewards incidental to ownership to the lessee. All other leases are classified as operating leases.

Rentals receivable under operating leases are recognised as investment income on a straight line basis over the term of the relevant lease.

Rentals payable under operating leases are recognised as operating expenses on a straight line basis over the term of the relevant lease.

### 2.13 Insurance contracts

#### 2.13.1 Claims

Claims incurred comprise of sickness benefit and withdrawals of capital by the members of the society, net of subrogation recoveries. Claims are recognised in the financial statements when the relevant criteria for the payment of the claim are satisfied by the claimant.

#### 2.13.2 Acquisition costs

Acquisition costs represent the direct and indirect costs relating to obtaining and processing new business.

Commissions consist of fees paid to independent third party financial advisers and are directly related to the acquisition of new business.

Having regard to the future premium levels, the directors do not consider the deferred acquisition costs to be material. As a consequence, all acquisition costs are recognised in the income and expenditure account in the period they are incurred.

### 2.13.3 Technical provisions

At each reporting date the group performs a review of its technical provisions to ensure that the carrying values are appropriate, using current estimates of future cash flows and investment return. If the assessment shows the carrying values of the technical provisions are no longer appropriate, any deficiency or surplus is recognised in the income and expenditure account.

The technical provisions are calculated on a best estimate market consistent basis in accordance with the requirements under the Solvency II regime and appropriate UK Prudential regulations.

The technical provisions include the risk margin, which is an allowance for the cost, to a third party, of undertaking the group's risks that are not hedgeable under the Solvency II regime.

The group does not offset negative technical reserves against technical reserves which are disclosed separately on the balance sheet.

### 2.14 Insurance receivables and payables

Receivables and payables arising under insurance contracts are recognised when due and are measured at amortised cost using the effective interest rate method. A provision for impairment is established when there is objective evidence that, as a result of one or more events that occurred after initial recognition, the estimated future cash flows have changed.

## 3. Critical accounting judgements and key sources of estimation uncertainty

In the application of the group's accounting policies, the directors are required to make judgements, estimates and assumptions about the carrying amounts of assets and liabilities that are not readily apparent from other sources. The estimates and associated assumptions are based on historical experience and other factors that are considered relevant. Actual results may differ from these estimates.

The estimates and underlying assumptions are reviewed on an ongoing basis. Revisions to accounting estimates are recognised in the period in which the estimate is revised, if the revision affects only that period, or in the period of the revision and future periods, if the revision affects both current and future periods.

### 3.1 Critical accounting judgements

The following are the critical judgements, apart from those involving estimations, which are dealt with separately, that the directors have made in the process of applying the group's accounting policies and that have the most significant effect on the amounts recognised in the financial statements.

### 3.1.1 Fair value of certain assets

The directors use their judgement in selecting appropriate valuation techniques. Where possible, prices quoted for identical assets in active markets are used. However, in certain instances, such price information is not available and the group must use alternative valuation techniques instead. Wherever possible, these techniques use market observable inputs derived from recent transactions for similar assets, in similar active markets. However, in the absence of such data, other observable market data is used.

### 3.1.2 Deferred tax

The directors' judgement is required to determine the value of the deferred tax provision which should be recognised in the group accounts. Deferred tax arises on timing differences between taxable surplus and the net surplus of the subsidiary. The amount recognised is estimated using the tax rates that have been substantively enacted at the balance sheet date, which means the amount of tax which is paid in the future could differ from these estimates.

### 3.1.3 Technical provisions

The directors are responsible for approving the recommendations for the valuation methodology and assumptions used in calculating the technical provisions. These recommendations are prepared and presented in accordance with the applicable Technical Actuarial Standards issued by the Financial Reporting Council and reviewed by the society's chief actuary.

### 3.1.4 Other provisions

The directors' judgement is required in selecting the most appropriate indicators of market rates of return, inflation and future annuity rates used in determining the value of the provision which should be recognised in the group accounts.

## 4. Risk management objectives and policies

The business activities of the group expose it to a number of potential risks, that can impact its abilities to meet its business objectives. The board is responsible for the group's internal control systems and for reviewing their effectiveness. The systems are designed to manage, as opposed to eliminate, risk and aim to provide reasonable and not absolute assurance.

The group's overall appetite for accepting and managing risks is set by the group's board. The group's risk management policies and procedures cover areas such as risk identification, management and reporting. The primary objective of the risk management framework is to protect the members, employees and other key stakeholders from consequences that could negatively affect the group's ability to meet its contractual, business and social objectives.

This note covers the risks relevant to the group's operations and financial statements from a qualitative and quantitative perspective. The sensitivities shown in this note are based on those used for internal business management purposes.

#### 4.1 Insurance risk

The risk under a contract of insurance with a member is the possibility that an insured event will occur and a claim become payable. The very nature of insurance is based on the unpredictability of the timing and severity of events. The principal risks the group faces in this area of business activity comprise the risk of adverse financial impact on the group due to inappropriate pricing of the income protection insurance contracts and the risk of claims experience being worse than anticipated, with the associated impact on the sickness benefit reserve. Other less significant, but nonetheless material risks under this heading include, the loss of future premium income from lower than expected renewal of insurance business and higher than expected costs of managing the insurance portfolio.

The society manages insurance risk by following standard underwriting policies, which take into account the risks the group is prepared to accept, adopting a structured approach to underwriting and regular, formal analysis and monitoring of the insurance portfolio.

The society does not have within its product range any embedded options or guarantees.

The two key drivers of the group's claims experience are the inception rates for claims and the recovery rates for claimants. Part of these risks is mitigated by the fact that most of the society's income protection contracts allow for the premiums to be reviewed. Additional mechanisms for managing these risks include a structured approach to assessing and managing claims.

The impact of a 10% increase in the morbidity assumption would be to increase the technical provisions by £5.792 million (2019: £5.520 million).

The persistency experience of the society varies over time but has remained stable in the past. Factors affecting persistency include the effectiveness of the sales process of the independent financial advisers, members' perception of the society and the insurance industry, regulatory changes in the dental profession, investment performance and the general economic environment.

Given the past level of persistency, a large proportionate increase in the current lapse experience is unlikely to have a material effect on the society.

The members of the society bear the impact of any changes in expense levels, as the expenses affect the amounts available for distribution to members as bonuses. An increase in the expense assumption of 20% would increase the technical provisions by £6.439 million (2019: £7.107 million).

A decrease in the yield curves used to calculate the technical provisions of 75 basis points would increase the technical provisions by £2.050 million (2019: £0.185 million).

The maturity profile of the technical provisions is set out in note 21.

#### 4.2 Equity risk

The group is exposed to equity risk through its holdings in collective investment schemes. This risk affects a significant but tightly controlled proportion of the overall investment portfolio and the holdings involved are well

diversified across companies, industries and geographical regions. The board keeps the investment strategy under review to ensure the group's ability to write business and settle claims is not adversely affected by falls in the market value of equities. The fair value of equity type investments in the group's financial statements at the year end was £166.974 million (2019: £154.590 million).

The equity risk is borne by the members of the society, as changes in equity valuations and income would directly impact the amounts available for distribution to the members. A 10% reduction in equity valuations would reduce the group's surplus for the year by £16.697 million (2019: £15.459 million).

#### 4.3 Interest rate risk

The group's exposure to fixed income investments is principally through collective investment schemes. These investments also represent a significant part of the group's investment portfolio and are kept under regular review by the board. The fair value of fixed interest securities is normally inversely correlated to market interest rates, assuming credit and liquidity premia remain unchanged.

The holdings within the collective investment schemes are primarily within highly rated government and corporate debt, asset backed securities and term deposits. The group's fixed interest portfolio tends to have a relatively short duration, which provides a degree of protection against movements in the longer end of the yield curve. The fair value of fixed interest securities, including deposits with credit institutions, in the group's financial statements at 31 December 2020 was £91.887 million (2019: £107.533 million).

Although the group attempts to manage interest rate risk by broadly matching the duration and profile of the assets with underlying member liabilities, the interest rate risk is borne by the members of the society, as changes impacting the effective yield and valuations would directly impact the amounts available for distribution to the members. A 75 basis points reduction in the yield curve would increase the group's surplus for the year by £0.997 million (2019: £0.084 million).

#### 4.4 Property risk

The group has significant exposure to property and property related assets, through a combination of direct holdings and holdings in collective investment schemes. The rental income and valuation are affected by the general conditions in the economy, such as GDP growth, employment trends, inflation and interest rates. In addition, local factors, such as competition in the area from other landlords, attractiveness of the properties to prospective tenants, the state of repairs of the premises and the costs of maintenance and insurance, impact the valuation and rental income from individual properties.

The group manages the risks associated with its own direct investments in property by effective management of the premises, credit evaluations of prospective tenants, application of appropriate lease covenants and ongoing monitoring of existing tenants. A 10% reduction in the valuation of property and property related assets would reduce the group's surplus for the year by £3.555 million (2019: £4.137 million).

#### 4.5 Currency risk

The group's exposure to foreign exchange risk arises primarily through entering into insurance and investment contracts denominated in currencies other than pounds sterling. Currency risk is controlled as part of the group's day to day operations. A number of arrangements have been put in place that provide a partial, non qualifying hedge against currency risk. At the current and preceding year ends, the board did not consider the residual currency risk to be material to the group's operations.

#### 4.6 Credit risk

This is the risk that one party to a financial transaction will fail to discharge its obligations, causing the other party to incur a loss. Credit risk in relation to financial investments and cash and cash equivalents is managed by the investment and capital management committee. The group's investment guidelines are constructed to avoid excessive exposure to any single counterparty and to ensure that debt and fixed income investments are concentrated in high quality investment grade holdings. In addition, the investment and capital management committee has the right to impose stricter credit risk limits, where it deems it appropriate.

The group credit risk in respect of balances with members is managed primarily by the terms and conditions set out in the society's rules, which allow it to cancel the membership of individuals in the event of non payment of premiums.

At the year end, the group had no material debt or fixed income assets that were impaired beyond their reported fair values (2019: £NIL).

Further information on the credit risk profile of the group's fixed interest securities and deposits with credit institutions is set out in note 16.

#### 4.7 Liquidity risk

The group is exposed to the daily need for cash resources, mainly from claims for sickness benefits and capital withdrawals. Liquidity risk is the risk that the group, although solvent, is unable to meet its obligations associated with financial liabilities that are settled by cash and cash equivalents.

A significant part of the group's investments are in highly liquid assets, which can be readily converted into cash at minimal cost. In addition, the use of budgets and business plans allows the group the ability to realistically estimate its liquidity requirements.

#### 4.8 Capital risk management

The board is responsible for ensuring that the group holds an appropriate level of surplus capital. The society is also subject to an externally imposed capital requirement by the UK regulatory authorities. It is the group's policy to maintain capital in excess of the amounts determined under the regulatory framework.

Please see note 20 for further information.

### 5. Earned premiums

	2020 £000 Group	2019 £000 Group	2020 £000 Society	2019 £000 Society
<b>Analysis of gross premiums written by class of business</b>				
<b>Long term insurance contracts</b>	<b>13,641</b>	<b>14,060</b>	<b>13,641</b>	<b>14,060</b>
<b>Analysis of gross premiums written by geographic area</b>				
United Kingdom, Channel Islands and the Isle of Man	12,950	13,418	12,950	13,418
Ireland	691	642	691	642
<b>Total long term insurance contracts</b>	<b>13,641</b>	<b>14,060</b>	<b>13,641</b>	<b>14,060</b>

**6. Investment income**

	2020 £000 Group	2019 £000 Group	2020 £000 Society	2019 £000 Society
Income from subsidiary	–	–	310	346
Income from land and buildings	430	905	–	–
Income from other financial investments	1,145	3	1,131	(130)
(Losses)/gains on realisation of investments	(9,648)	445	(9,648)	445
<b>Total investment income</b>	<b>(8,073)</b>	<b>1,353</b>	<b>(8,207)</b>	<b>661</b>

No contingent income has been recognised in the financial statements in the current or previous year.

**7. Unrealised gains/(losses) on investments**

	2020 £000 Group	2019 £000 Group	2020 £000 Society	2019 £000 Society
Freehold land and buildings	–	1,600	–	–
Other financial investments	14,143	26,394	14,143	26,394
<b>Total unrealised gains on investments</b>	<b>14,143</b>	<b>27,994</b>	<b>14,143</b>	<b>26,394</b>

**8. Claims incurred**

	2020 £000 Group	2019 £000 Group	2020 £000 Society	2019 £000 Society
Withdrawals from bonus accounts by members	6,142	5,581	6,142	5,581
Income protection benefit claims	5,948	4,996	5,948	4,996
Exceptional item: Coronavirus related support payment	929	–	929	–
<b>Total claims incurred</b>	<b>13,019</b>	<b>10,577</b>	<b>13,019</b>	<b>10,577</b>

**9. Bonuses to members**

	2020 £000 Group	2019 £000 Group	2020 £000 Society	2019 £000 Society
Dividends and interest to members on withdrawal	216	195	216	195
Annual bonuses to members	6,275	6,585	6,275	6,585
Terminal bonuses on withdrawal of funds	775	633	775	633
<b>Total bonuses to members</b>	<b>7,266</b>	<b>7,413</b>	<b>7,266</b>	<b>7,413</b>

## 10. Net operating expenses

	2020 £000 Group	2019 £000 Group	2020 £000 Society	2019 £000 Society
Acquisition costs	1,686	1,318	1,801	1,310
Administrative expenses	2,608	3,432	2,606	3,400
<b>Net operating expenses</b>	<b>4,294</b>	<b>4,750</b>	<b>4,407</b>	<b>4,710</b>
<b>Net operating expenses include:</b>				
Commissions to financial intermediaries	119	294	119	294
Auditor's remuneration - audit services	72	68	64	60
Actuarial fees	212	156	212	156
Depreciation and loss on disposal of fixed assets	783	914	783	911

## 11. Staff costs

The remuneration of our staff, included within the note 10 above was:

	2020 £000 Group	2019 £000 Group	2020 £000 Society	2019 £000 Society
Wages and salaries	1,492	1,558	1,492	1,558
Social security costs	162	178	162	178
Other pension and associated costs	92	142	92	142
<b>Total staff costs</b>	<b>1,746</b>	<b>1,878</b>	<b>1,746</b>	<b>1,878</b>

The other pension costs relate to the cost to the group of operating a defined contribution retirement benefit scheme for all qualifying employees.

	2020 Group	2019 Group	2020 Society	2019 Society
<b>Average number of employees, including directors</b>				
Acquisition	6	7	6	7
Management and administration	18	21	18	21
<b>Total</b>	<b>24</b>	<b>28</b>	<b>24</b>	<b>28</b>

Details of directors' remuneration included within staff costs above are set out in note 12.



## 12. Directors' and key employees' remuneration

The remuneration of directors, included within the total staff costs above was:

	2020 £000 Salary and fees	2020 £000 All taxable benefits	2020 £000 Pension related benefits	2020 £000 Total	2019 £000 Salary and fees	2019 £000 All taxable benefits	2019 £000 Pension related benefits	2019 £000 Total
<b>Non executive directors</b>								
Giles Kidner	24	—	—	24	22	—	—	22
Kathryn Woollass	—	—	—	—	12	—	—	12
Brian Bourke	4	—	—	4	—	—	—	—
Martyn Green	16	—	—	16	16	—	—	16
Jim Karim	11	—	—	11	11	—	—	11
Davinderpal Kooner	12	—	—	12	19	—	—	19
Raj Rattan MBE	9	—	—	9	3	—	—	3
Melanie Stern	4	—	—	4	3	—	—	3
Alister Weightman	16	—	—	16	16	—	—	16
Huw Winstone	16	—	—	16	16	—	—	16
<b>Executive directors</b>								
Farrukh Mirza	287	4	89	380	285	4	86	375
Simon Elliott	141	4	21	166	133	4	20	157
Kirby Mardle	91	4	14	109	88	4	13	105
	<b>631</b>	<b>12</b>	<b>124</b>	<b>767</b>	<b>624</b>	<b>12</b>	<b>119</b>	<b>755</b>

Giles Kidner, Farrukh Mirza, Melanie Stern and Kirby Mardle agreed to a voluntary temporary reduction in remuneration in response to the pandemic. The amounts stated above are based on the actual remuneration paid to the directors.

The remuneration of the key employees detailed on page 16, included within total staff costs was:

	2020 £000 Group	2019 £000 Group	2020 £000 Society	2019 £000 Society
Wages and salaries	415	455	415	455
Taxable benefits	18	17	18	17
Other pension and associated costs	33	34	33	34
	<b>466</b>	<b>506</b>	<b>466</b>	<b>506</b>

### 13. Taxation

	2020 £000 Group	2019 £000 Group	2020 £000 Society	2019 £000 Society
UK corporation tax	839	87	–	–
Deferred tax	(654)	366	–	–
<b>Total tax charge for the year</b>	<b>185</b>	<b>453</b>	<b>–</b>	<b>–</b>

The difference between the tax charge above and the amount calculated by applying the standard rate of UK corporation tax to the (deficit)/surplus is as follows:

	2020 £000 Group	2019 £000 Group	2020 £000 Society	2019 £000 Society
<b>(Deficit)/surplus on ordinary activities before tax</b>	<b>(104)</b>	<b>17,936</b>	<b>(351)</b>	<b>15,684</b>
Tax on (deficit)/surplus on ordinary activities at standard UK corporation tax rate of 19% (2019: 19%)	(20)	3,408	(67)	2,980
Effects of:				
Income not taxable for determining current taxable profit	67	(3,297)	67	(2,980)
Expenses not deductible for tax purposes	22	1	–	–
Movement in deferred tax on sale of property	(795)	–	–	–
Movement in deferred tax on revaluation gains	141	366	–	–
Adjustments to tax charge in respect of previous periods	–	(25)	–	–
Realised gain on sale of investment property	770	–	–	–
<b>Total tax charge/(credit) for the year</b>	<b>185</b>	<b>453</b>	<b>–</b>	<b>–</b>

## 14. Land and buildings

	2020 £000 Group	2019 £000 Group	2020 £000 Society	2019 £000 Society
<b>Valuation</b>				
Freehold land and buildings at the start of the year	24,600	23,000	–	–
Revaluation	–	1,600	–	–
Disposals	(9,100)	–	–	–
<b>Freehold land and buildings at the end of the year</b>	<b>15,500</b>	<b>24,600</b>	<b>–</b>	<b>–</b>
Value of land included in the valuation above	5,661	8,659	–	–
Value of land and building occupied by the group for its own use	4,611	4,611	–	–
Value of land and buildings at cost	6,424	10,649	–	–

The freehold land and buildings were revalued to fair value on 31 December 2018 based on a valuation by Tuckerman Chartered Surveyors, an independent valuer with recent and relevant experience in the location and class of properties being valued. The properties were valued on an open market basis and in accordance with the RICS Appraisal and Valuation Manual. No special assumptions were applied to the valuation of the properties and there are no restrictions on the realisability of the investment properties.

A directors' valuation has been performed for the land and buildings as at 31 December 2020. The main inputs used by the group were discount rates, rental yields, rental growth rates based on current market conditions, comparable transactions and industry data. The directors are satisfied that the valuation figure stated constitutes fair value.

At 31 December, the group had contracted with tenants for the following future minimum lease payments:

	2020 £000 Group	2019 £000 Group	2020 £000 Society	2019 £000 Society
Within one year	563	594	–	–
In the second to fifth years inclusive	1,391	1,938	–	–
After five years	45	61	–	–

## 15. Investment in subsidiaries

	2020 £000 Group	2019 £000 Group	2020 £000 Society	2019 £000 Society
Shares in group undertakings	–	–	4,600	4,600

The directors are of the opinion that the aggregate value of the investment is in excess of the amounts stated above.

Information about the subsidiary	Country of incorporation	Principal activity	Holding	% held
1908 Property Holdings Limited, 91-94 Saffron Hill, London EC1N 8QP	United Kingdom	Property holding	4,600,000 ordinary shares of £1 each	100%

## 16. Other financial investments

	2020 £000 Group	2019 £000 Group	2020 £000 Society	2019 £000 Society
<b>Valuation</b>				
Shares and other variable yield securities	183,295	171,360	183,295	171,360
Debt and other fixed interest securities	92,386	102,837	92,386	102,837
Deposits with credit institutions	529	8,311	—	7,783
<b>Total other financial investments</b>	<b>276,210</b>	<b>282,508</b>	<b>275,681</b>	<b>281,980</b>
<b>Cost</b>				
Shares and other variable yield securities	101,846	91,723	101,846	91,723
Debt and other fixed interest securities	80,689	92,905	80,689	92,905
Deposits with credit institutions	529	8,311	—	7,783
<b>Total other financial investments</b>	<b>183,064</b>	<b>192,939</b>	<b>182,535</b>	<b>192,411</b>

The group and the society have a portfolio of investments in private equity and debt funds. The structure of these funds is such that the commitment is drawn down over the investment period. The total amount committed, net of drawdown, at the balance sheet date for the group and the society was £11.444 million (2019: £1.425 million).

The credit risk profile of fixed interest securities and deposits with credit institutions shown above is as follows:

	2020 Group	2019 Group	2020 Society	2019 Society
Investment grade	89%	93%	89%	93%
Sub-investment grade	5%	3%	5%	3%
Unrated	6%	4%	6%	4%

## 17. Debtors

	2020 £000 Group	2019 £000 Group	2020 £000 Society	2019 £000 Society
Due from members	2	—	2	—
Other debtors	714	83	690	43
Amounts owed by subsidiary undertaking	—	—	6,986	6,900
<b>Total debtors</b>	<b>716</b>	<b>83</b>	<b>7,678</b>	<b>6,943</b>

**18. Tangible fixed assets**

	2020 £000 Group Fixtures, fittings, plant and equipment	2020 £000 Group Computer equipment and software	2020 £000 Group Total	2020 £000 Society Fixtures, fittings, plant and equipment	2020 £000 Society Computer equipment and software	2020 £000 Society Total
<b>Cost</b>						
At the start of the year	497	7,930	8,427	471	7,930	8,401
Additions	1	10	11	1	10	11
<b>At the end of the year</b>	<b>498</b>	<b>7,940</b>	<b>8,438</b>	<b>472</b>	<b>7,940</b>	<b>8,412</b>
<b>Accumulated depreciation and impairment</b>						
At the start of the year	476	2,039	2,515	450	2,039	2,489
Charge for the year	8	775	783	8	775	783
<b>At the end of the year</b>	<b>484</b>	<b>2,814</b>	<b>3,298</b>	<b>458</b>	<b>2,814</b>	<b>3,272</b>
<b>Net book value</b>						
At the start of the year	21	5,891	5,912	21	5,891	5,912
<b>At the end of the year</b>	<b>14</b>	<b>5,126</b>	<b>5,140</b>	<b>14</b>	<b>5,126</b>	<b>5,140</b>

### 19. Analysis of investments by fair value hierarchy

	2020 £000 Group	2019 £000 Group	2020 £000 Society	2019 £000 Society
<b>Land and buildings</b>				
Level 1	–	9,100	–	–
Level 2	–	–	–	–
Level 3	15,500	15,500	–	–
<b>Total</b>	<b>15,500</b>	<b>24,600</b>	<b>–</b>	<b>–</b>
<b>Shares and other variable yield securities</b>				
Level 1	179,457	168,136	179,457	168,136
Level 2	–	–	–	–
Level 3	3,838	3,224	3,838	3,224
<b>Total</b>	<b>183,295</b>	<b>171,360</b>	<b>183,295</b>	<b>171,360</b>
<b>Debt and other fixed interest securities</b>				
Level 1	88,119	99,222	88,119	99,222
Level 2	–	–	–	–
Level 3	4,267	3,615	4,267	3,615
<b>Total</b>	<b>92,386</b>	<b>102,837</b>	<b>92,386</b>	<b>102,837</b>
<b>Deposits with credit institutions</b>				
Level 1	529	8,311	–	7,783
Level 2	–	–	–	–
Level 3	–	–	–	–
<b>Total</b>	<b>529</b>	<b>8,311</b>	<b>–</b>	<b>7,783</b>

#### Transfers between levels of fair value hierarchy

For investments that are measured at fair value, the group determines whether transfers have occurred between the levels of the fair value hierarchy by re-assessing the categorisation at the end of each reporting period.

In 2019, £9.100 million of assets, categorised under Land and buildings, were transferred from level 3 to level 1 based on the availability of observable inputs as the group was party to an agreed contract of sale for one of its directly held properties.

**20. Fund for future appropriations**

	<b>2020</b> <b>£000</b> <b>Group</b>	<b>2019</b> <b>£000</b> <b>Group</b>	<b>2020</b> <b>£000</b> <b>Society</b>	<b>2019</b> <b>£000</b> <b>Society</b>
At the start of the year	206,508	189,025	193,202	177,518
Transfer (to)/from the income and expenditure account	(289)	17,483	(351)	15,684
<b>At the end of the year</b>	<b>206,219</b>	<b>206,508</b>	<b>192,851</b>	<b>193,202</b>
<b>Excess capital under Solvency II</b>				
Fund for future appropriations	206,219	206,508	192,851	193,202
Revaluation of assets under Solvency II	(5,008)	(5,724)	(5,008)	(5,724)
Solvency capital requirement	(121,910)	(113,099)	(121,910)	(113,099)
<b>Excess capital under Solvency II</b>	<b>79,301</b>	<b>87,685</b>	<b>65,933</b>	<b>74,379</b>

The revaluation of assets under Solvency II relates to items of computer equipment and software which are not admissible as assets under the regulations.

The directors are of the opinion that the excess capital under Solvency II as opposed to the fund for future appropriations is more representative of the amounts available for distribution to members.



## 21. Technical provisions

	2020 £000 Group	2019 £000 Group	2020 £000 Society	2019 £000 Society
<b>Charged/(Credited) to the income and expenditure account</b>				
Change in best estimate liability of the insurance portfolio	623	8,324	623	8,324
Change in best estimate of future bonus account liabilities	(617)	(977)	(617)	(977)
Change in risk margin	1,100	432	1,100	432
<b>Change in technical provisions</b>	<b>1,106</b>	<b>7,779</b>	<b>1,106</b>	<b>7,779</b>
<b>Best estimate liability of the insurance portfolio</b>				
At the start of the year	(26,357)	(34,681)	(26,357)	(34,681)
Changes in assumptions	(2,695)	6,999	(2,695)	6,999
Changes in membership	999	(1,270)	999	(1,270)
Other surpluses and deficits	2,319	2,596	2,319	2,596
<b>At the end of the year (A)</b>	<b>(25,734)</b>	<b>(26,356)</b>	<b>(25,734)</b>	<b>(26,356)</b>
<b>Best estimate liability of the members' bonus accounts</b>				
At the start of the year	115,258	115,097	115,258	115,097
Changes in assumptions	493	22	493	22
Changes in membership	2,789	4,534	2,789	4,534
Other surpluses and deficits	(3,697)	(4,395)	(3,697)	(4,395)
<b>At the end of the year (B)</b>	<b>114,843</b>	<b>115,258</b>	<b>114,843</b>	<b>115,258</b>
<b>Analysed as:</b>				
Members' bonus accounts	89,719	89,516	89,719	89,516
Best estimate of future bonus account liabilities	25,124	25,742	25,124	25,742
<b>At the end of the year</b>	<b>114,843</b>	<b>115,258</b>	<b>114,843</b>	<b>115,258</b>
<b>Risk margin</b>				
At the start of the year	18,534	18,102	18,534	18,102
Change in risk margin	1,100	432	1,100	432
<b>At the end of the year (C)</b>	<b>19,634</b>	<b>18,534</b>	<b>19,634</b>	<b>18,534</b>
<b>Negative technical provisions (A)</b>	<b>(25,734)</b>	<b>(26,356)</b>	<b>(25,734)</b>	<b>(26,356)</b>
<b>Technical Provisions (B) + (C)</b>	<b>134,477</b>	<b>133,792</b>	<b>134,477</b>	<b>133,792</b>
<b>Maturity profile of negative technical provisions</b>				
On demand, no fixed maturity or within one year	(945)	(20)	(945)	(20)
Between one and five years	1,789	1,699	1,789	1,699
Between five and ten years	5,753	5,943	5,753	5,943
More than ten years	19,137	18,734	19,137	18,734
<b>Maturity profile of technical provisions</b>				
On demand, no fixed maturity or within one year	83,891	80,871	83,891	80,871
Between one and five years	15,134	14,552	15,134	14,552
Between five and ten years	15,543	16,833	15,543	16,833
More than ten years	19,909	21,536	19,909	21,536

### Key assumptions

The significant assumptions used to determine the insurance technical provisions are set out below.

Assumption	Details
Short term and future morbidity	This represents expected future sickness and varies by age and gender. This is set with reference to the group's recent experience.
Claims in payment morbidity	This represents the recovery of currently sick members and varies by length of time a member has been sick. This is set with reference to the group's recent experience.
Persistency	This represents members choosing to terminate their policies. This is set with reference to the group's recent experience.
Inflation	This is set with reference to the market implied inflation curve published by the Bank of England.
Expenses	This is set with reference to the group's expected future costs in administering the policies and assets for insured members.
Future interest and dividend	This is set with reference to the prevailing interest rate with consideration of the UK spot yield curve produced by EIOPA. The dividend rates are set assuming a continuation of the last declared dividend rates.
Loyalty bonus	This is set assuming a continuation of the prevailing loyalty bonus at the end of the reporting year.
Discount rate	The UK and Euro spot yield curve produced by EIOPA.

The following table sets out the tables used in calculating the short term and future morbidity experience. In calculating the technical provisions, 50% of the table for males and 65% of the table for females is used as these proportions represent a best estimate of future experience.

#### Modified weeks of sickness table - Females

Age	First six months	Second six months	Thereafter
25	0.5954	0.0922	0.1038
35	0.6620	0.0973	0.2468
45	0.8660	0.1893	1.0210
55	1.3360	0.5038	2.8861

#### Modified weeks of sickness table - Males

Age	First six months	Second six months	Thereafter
25	0.4428	0.0517	0.0582
35	0.4924	0.0545	0.1384
45	0.6441	0.1062	0.5726
55	1.0221	0.4408	3.2370

**22. Provision for liabilities**

	2020 £000 Group	2019 £000 Group	2020 £000 Society	2019 £000 Society
At the start of the year	1,959	1,499	1,959	1,499
Charged/(credited) to the income and expenditure account	116	460	116	460
<b>At the end of the year</b>	<b>2,075</b>	<b>1,959</b>	<b>2,075</b>	<b>1,959</b>

The provision comprises obligations in respect of compensation and employee entitlements. The entire provision is expected to be settled after 12 months.

**23. Provision for deferred tax**

	2020 £000 Group	2019 £000 Group	2020 £000 Society	2019 £000 Society
At the start of the year	2,118	1,752	–	–
(Credited)/charged to the income and expenditure account	(654)	366	–	–
<b>At the end of the year</b>	<b>1,464</b>	<b>2,118</b>	<b>–</b>	<b>–</b>

The provision relates to the revaluation gains recognised on the group's land and buildings.

**24. Creditors**

	2020 £000 Group	2019 £000 Group	2020 £000 Society	2019 £000 Society
<b>Due within one year</b>				
Creditors arising out of direct insurance operations	221	301	221	301
Other creditors including taxation and social security	2,867	2,112	1,766	1,716
Amounts owed by subsidiary undertaking	–	–	10	–
<b>Total creditors</b>	<b>3,088</b>	<b>2,413</b>	<b>1,997</b>	<b>2,017</b>

**25. Leases**

At 31 December, the society had contracted to pay the following future minimum operating lease payments:

	2020 £000 Group	2019 £000 Group	2020 £000 Society	2019 £000 Society
Within one year	–	–	47	189
Two to fifth years inclusive	–	–	–	47
After more than five years	–	–	–	–

## 26. Actuaries

The chief actuary of the society is Miss Alexandra Kim Durniat, a Partner in Barnett Waddingham LLP. The society has requested Miss Durniat to furnish it with the particulars required under Section 77 of the Friendly Societies Act 1992. Miss Durniat has confirmed that neither she nor her family, nor any of the partners in Barnett Waddingham LLP were members of the society, nor have they any financial or pecuniary interest in the society, with the exception of fees paid to Barnett Waddingham LLP for professional services, which amounted to £0.212 million (2019: £0.156 million).

## 27. Related party transactions

All members of the board are members of the society and are required to pay premiums to the society. Individuals practising dentistry are entitled to claim sickness benefits in the event of being unable to carry out their normal duties.

Any such payment would be made under the same terms and conditions as those applicable to all other members of the society. Premiums paid by the directors amounted to £101,036 (2019: £84,007). Sickness payments to the directors amounted to £NIL (2019: £598). Capital withdrawals amount to £NIL (2019: £75,592) There were no outstanding amounts in relation to either at the year end (2019: £598).

The group has taken advantage of the exemptions conferred by Financial Reporting Standard 102, section 33, from reporting details of transactions between the society and its subsidiary undertaking. Details of outstanding balances between Dentists' Provident and 1908 Property Holdings Limited are set out in the notes 17 and 24.

Details of remuneration related transactions between the group and its key management personnel are detailed in the remuneration report and notes 12 and 22.

## 28. Valuation report

The actuarial valuation required under the UK prudential regulations has been prepared as at 31 December 2020. The valuation report is available for inspection at the registered office of the society.

# Other information

## Notice of the annual general meeting

Notice is hereby given that the twenty eighth annual general meeting of the members will be held at 91-94 Saffron Hill, London, EC1N 8QP on Friday 28 May 2021 at 12.00pm (the 'AGM') for the purposes set out below.

### **1. To elect the officers of the society**

- 1.1. The following director was co opted onto the board with effect from 24 August 2020 and under the rules of the society has offered themselves for election:
  - a. Brian Bourke BA, BDentSc, MDentSc(Orth), FDS(Orth)RCS, MOrthRCS, FFDRCSI
- 1.2. The following directors retire by rotation and have indicated their willingness to offer themselves for re election:
  - a. Giles Kidner BDS, MSc, LDS, FDS(Orth), MOrthRCS
  - b. Farrukh Mirza FCA
  - c. Raj Rattan MBE BDS, FFDGDP(UK), FICD, FFFLM
  - d. Simon Elliott
  - e. Martyn Green BDS, FDSRCS, MFGDP(UK), DPDS
  - f. Jim Karim ACA
  - g. Kirby Mardle FCCA
  - h. Melanie Stern BDS, FDSRCS(Eng), MSc, MOrth RCS, FDS (Orth)
  - i. Alister Weightman BDS
  - j. Huw Winstone BDS, LDSRCS, DGDP(UK)

### **2. To appoint the following as arbitrators of the society**

- a. Professor Robert Lee
- b. Sunit Malhan
- c. Saleem Malik
- d. Shiv Pabary MBE
- e. Susie Sanderson OBE

### **3. To approve the remuneration policy of Dentists' Provident Society Limited for the year ended 31 December 2020**

### **4. To approve the remuneration report of Dentists' Provident Society Limited for the year ended 31 December 2020 by way of an advisory vote**

### **5. To approve the annual report and financial statements of Dentists' Provident Society Limited for the year ended 31 December 2020**

### **6. To reappoint BDO LLP as auditor and to authorise the board of directors to fix the auditor's remuneration**

By order of the board



**Kirby Mardle**

Director and group secretary  
25 March 2021

## Arbitrators

### Complaints procedure

We take all complaints extremely seriously and formal procedures are in place for handling them. We deal with all complaints as a matter of urgency and they are handled by suitably qualified employees. We aim to resolve all complaints, usually within four weeks of being notified.

Serious complaints are dealt with by the head of compliance and risk. If a complaint is not resolved to the complainant's satisfaction, they can refer the matter to County Court, but only if both parties agree to this method. We will normally only agree to this course of action on disputes regarding a point of law. Alternatively, they can refer the matter to a panel of three independent arbitrators or refer the matter to the Financial Ombudsman Service.

If a member refers the matter for arbitration, they have the right to select the members of the panel from the individuals listed below. Both parties will be bound by the decision of the panel and there is no further right of appeal to the Ombudsman.

### Prof Robert Lee - dentist

Robert retired as professor and consultant in 2016 and was awarded Distinction in Orthodontics by the British Orthodontic Society. He is co author to a textbook on Orthodontics, which is published worldwide. Robert continues to submit research reports, teaches part time and works in clinical practice privately.

### Sunit Malhan - dentist

After qualifying from The University of London in 1985, Sunit worked at The Eastman Dental Hospital for six months as an SHO in oral surgery. Initially, he was an associate in general practice and then purchased a practice in Hendon in 1988, followed by an Enfield practice in 1997. In 2001, he gained an additional qualification (DPDS) from the University of Bristol. Cosmetic dentistry and nervous patients are Sunit's areas of special interest.

### Saleem Malik - senior legal adviser

Saleem qualified as a lawyer over 30 years ago and during that time he has worked in house for banks and for major city law firms. His specialisation is banking law. He is recognised by leading legal directories as a leading lawyer in the field of Islamic finance, an area in which he has practiced for over 16 years.

For the past twenty years he has been an adviser to several city law firms and has his own niche practice serving banks and corporate clients. He works with clients on transactions in England, the Middle East and Far East.

Saleem lectures and writes regularly and has been a contributor to a number of publications.

### Shiv Pabary MBE - dentist

Shiv is a graduate of Newcastle dental school and qualified in 1985. Becoming a principal in 1988, he now works between three NHS practices as a general dental practitioner in addition to being a provider within two NHS orthodontic practices in Newcastle and Gateshead. He is also a dental adviser for NHS England (Cumbria and NE) and a past chairman of the GDC's professional conduct committee and health committee. He is currently a GDC Educational Associate Inspector for dental programmes.

Having obtained his membership of the Faculty of General Dental Practitioners in 1992, Shiv has held a part time teaching post at Newcastle Dental Hospital in the restorative dentistry department since 1996. He is a member of the British Dental Association's General Dental Practice Committee (GDPC) having been elected on the Executive Committee in 2018. He has been a GDPC member from 1996 to 2015 and currently sits on the Education/Ethics sub committee. He is also vice chair of the British Dental Guild. He has been a vocational trainer for over 30 years and has been a Postgraduate Dental Tutor within Health Education North East since 1995. He is currently the tutor in Clinical Governance for the Northern Deanery and is past chairman of the Oral Health Improvement Group in Newcastle. He was a lay magistrate from 1995 to 2015 and holds a Law Degree (LLB Hons) from Northumbria University. He has also worked as a part time Associate Dento-Legal Adviser for Dental Protection.

In 2009, the Queen awarded Shiv with the MBE for his services to NHS dentistry.

**Susie Sanderson OBE - dentist**

A general dentist and practice owner for many years, Susie is now a dentolegal advisor for Dental Protection, immediate past president of the British Dental Association (BDA) and Speaker of the General Assembly of the World Dental Federation (FDI).

She was the elected Chair of the British Dental Association's executive board from 2006 to 2012 and a member of the principal executive committee until 2015. Currently a member of its health and science committee, Susie continues to represent the BDA on issues relating to the Minamata Treaty, the implementation of the EU Mercury regulation and on dentistry's significance in reducing antimicrobial resistance.

Susie has been involved in the BDA at local and national level for a number of years enjoying a wide scope of involvement including education, finance, healthcare policy, GDPC, DCPs, students and young dentists. She chaired the UK conference of Local Dental Committees in 2005.

Internationally, Susie was until recently a board member and treasurer of the council of European dentists and continues as a UK delegate. She is a member of the CED's Working Group on Dental Materials and Medical Devices and its Working Group on Oral Health with a special interest in Antimicrobial Stewardship.

Susie represents FDI and its science committee on issues relating to AMR in dentistry and was recently one of the speakers in the AMR Forum at the Madrid Annual Congress of FDI.

As a dentolegal advisor for Dental Protection, Susie is a member of the London case management team supporting and advising members who are subject to regulatory investigations by the GDC and other bodies.

In the 2012 New Year's honours list, Susie received the OBE for services to dentistry.



## Dentists' Provident

PO Box 76944, London, EC1P 1LG

Telephone: +44 (0) 20 7400 5700 Calls are recorded for our mutual security, training and monitoring purposes.

Fax: +44 (0) 20 7400 5701 [www.dentistsprovident.co.uk](http://www.dentistsprovident.co.uk) [www.dentistsprovident.ie](http://www.dentistsprovident.ie)

Dentists' Provident is the trading name of Dentists' Provident Society Limited which is incorporated in the United Kingdom under the Friendly Societies Act 1992 (Registration Number 407F) and has its registered office at 91-94 Saffron Hill, London, EC1N 8QP. Authorised by the Prudential Regulation Authority and regulated by the Financial Conduct Authority and the Prudential Regulation Authority in the United Kingdom (Firm Reference Number 110015) and regulated in the Republic of Ireland by the Central Bank of Ireland for conduct of business rules (Firm Reference Number C33946).